

Executive Board and Committee Chairs

EXECUTIVE BOARD

President
- Pam Elliott
Past President
- Linda Hill
Vice Presidents
- Diane Kellar
- Debby Coleman
Secretary
- Connie Mayor
Treasurer
- Nan Naubert
Membership
- Janine Walker
Newsletter: Jill Ellis
- jillzquilts@hotmail.com, 253-927-1260

COMMITTEE CHAIRS

Audit
- Teresa Koe
Block of the Month
- Suzanna Gantt
- Jan Bruell
Community Outreach
- Barb McClure
Community Outreach BOM
- Anna Hudson
Email
- Mici Wiggins
Hospitality
- Roxy Dysert
Liaison with Emeritus
- Pam Elliott
Public Relations
- Susan Alcalá
Raffle Quilt (2011)
- Jean Snedden
Retreats
- Janine Walker
- Laura Coy
- Kathy Wyckoff
Scrapbook
- Gail Woods
Storage Unit
- Janine Walker
Sunshine
- Colleen Linstead
Telephone
- Margaret Mortenson
Webmaster
- Agnes Rischard

President's Pieces

Pam's Palette

"The President's piece is always a mix of thoughts - the colors of our lives."

Hello,

Hope everyone had a great Thanksgiving. I had two – one with my parents on Thursday and another with our children and Jim's parents on Saturday. Thankfully, there was a day in between each one.

This past Sunday, I had the opportunity to go into Seattle to the Fifth Avenue Theater to see Cinderella and have dinner with three other ladies. I haven't been downtown in years, and thankfully, I didn't have to drive. The dinner and show were great and having everything decorated for Christmas was such a bonus. I felt like I was in my own fairy tale and didn't want it to end.

Christmas is just around the corner and I still have lots of things to get done, especially cookie baking. Of course, I will need to have cookies (snack) while I'm studying so they may not last long. I might have to bake an extra dozen just for that.

I wish each one of you and your family a very Merry Christmas and Happy New Year.

See you in January,
Pam



The Multi-Service Center has lost their FEMA funding for diapers and baby formula and is in desperate need. You can also donate money, as every one dollar buys three dollars of goods. There will be a collection can at the business meeting if you wish to donate. The money will be given to Nan so a check can be written to the Multi-Service Center.

Other items always needed include tealight candles, canned goods, easy-to-open meals, personal hygiene items for women.

Newsletter Contributors

Pam Elliott	Connie Mayor
Mici Wiggins	Diane Kellar
Janine Walker	Cherie Warren
Susan Alcalá	Nan Naubert
Mici Wiggins	Lois Prices
Angie Eichholz	

This is YOUR newsletter. If you have something you'd like to contribute, please email me (jillzquilts@hotmail.com) or send it to me (P.O. Box 4243, Federal Way 98063) by the 15th of the month. Thanks! jill



2012 Raffle Quilt and In-House Raffle Quilt

Reminder: Raffle tickets are available from Jean Snedden for the antique lady quilt for \$2.00 each. The drawing is at the December meeting. Only Crazy Quilters are allowed to purchase tickets.

Tickets for the 2012 raffle quilt have been printed. Theresa Fancher will be in charge of ticket distribution, which will start in January. Sell those tickets!



New Member

Carol Cowan
13106 SE 234th Street
Kent, WA 98031
253-631-5594 home
onecarol@comcast.net
Birthday: February 27

Directory

The Directory has been emailed to those with email. Paper copies will be distributed to those who don't have email.

Directory Correction:

Nancy Kelly Birthday January 19



December & January Hospitality and Birthdays

Please bring hospitality goodies to guild meetings during the month of your birthday. In addition to bringing treats, you are responsible for helping with room setup and cleanup. Contact Roxy Dysert, 253-839-9967, if you have questions or are unable to attend.

Happy Birthday!



December

Jacque Linstrand	6
Charlotte Rea	10
Elena Stewart	10
Avis Kreger	29

January

Elizabeth Nelems	3
Royce Gilcrease	8
Mici Wiggins	9
Nancy DePoorter	11
Claudia Perkins	13
Xenia McGowan	14

Dee Lord	16
Diana Rawlings	16
Nancy Kelly	19
Cathy Lewis	26
Cherie Warren	28
Betty Grover	31




2012 CQ Retreat Schedule

Those who didn't attend the previous retreat may sign up first. Retreats are \$23 a day. Contact Janine Walker.

February 2-5
April 20-23
July 6-9
October 19-22
November 12-15

Reminder: if you'd like to attend a retreat, but find it to be a financial burden, the guild may be able to sponsor you. Contact Janine Walker.

The February retreat has been moved up one day to start on Thursday to accommodate those who want to go home on Sunday for the Superbowl. *[The editor is rolling her eyes at that one...]*



Wear Your Badge! – Janine Walker

At each meeting, please sign in to the Membership Book. Signing in not only satisfies the insurance requirement to know who is present in case of an emergency, but you may also win a prize! At each Business meeting, I will draw a name from the members signed in and if the person whose name is called is wearing her membership badge (one made of fabric, not the plastic one), a prize will be won! If the name of someone not wearing her badge is drawn, there will be no winner for the month. If you need directions for making a badge, they are on the website (www.quiltersfedway.com).

October Business Meeting Minutes – Connie Mayor, Secretary



No visitors tonight

OLD BUSINESS

Fairy Godmother blocks - show and tell in February.
Lady Quilt tickets for sale. Drawing will be in December.
Zora's lost magazine still has not been found.
Ugly Panel Challenge quilts due on March 22

DRAWINGS

BoM: Pat Hightower
Community Block: no winner
Fat Quarters: Marianna Garrett
Badge: Eileen Peacher

NEW BUSINESS

Barb McClure has been Community Outreach chair for 6 years. She now has to give it to someone else. All fabric is now in our new larger storage unit. There are 26 quilts needing to be completed. Su Jaynes is willing to do filing of donation forms.

The Fair quilts are to go to Union Gospel Mission. Barb Lobdell will deliver them. We need more Queen size.

Fat quarter exchange will end in December.

The Warm Company donated a very large amount of batting, which Eileen Peacher picked up.

The October retreat had 27 attending, including some new people. They blew fuses 3 times til they remembered to turn off some of the irons.

Jill Ellis has the directory done - will print and email them soon.

REPORTS

Treasurer - received \$163.50 from dues and raffle. Spent \$279.96 for program and MSC. Crazy Quilters accounts are in the Woodstone Credit Union.

November program will be Award Winning Quilts. Members with winning quilts will bring them and tell us information about entering competitions. - including Judges comments, etc.

2011 raffle quilt to be quilted in January. Jill sent email to Farmers Market of Federal Way about getting a booth at Market to sell tickets.

We received a thank you letter from the Multi-Service Center.

BoM - Susanna Gantt: pattern will be Spools for next month. \$1.00 ea.

Community Block – Anna Hudson: put on hold for now, as we need to finish the ones in storage unit first.

Christmas stockings for residents of Emeritus are done. Toiletries are in packets to be put into them.

Spray Starch Recipe: Don't know where I found this!

Try my recipe for spray starch for all your pressing/piecing needs. Produces a super flat stable quilt:

Dissolve half (or one full teaspoon) of a teaspoon of regular Argo cornstarch (in your cupboard probably) in a few tablespoons of cold water in a heat-proof 2-cup measuring pitcher like Pyrex. Add boiling water to make one cup, stirring constantly. Then add cold water to the 2 cup line. Let cool and use in a pump spray bottle. Shake it every time you spray. You may have to dilute it a little if it is too thick or builds up white flakes. Lasts a week or so as there are no preservatives, no chemicals, no nothing that harms us or the environment, and it's practically free, except for the spray bottle! Don't starch fabrics for storage as it will attract critters such as centipedes, and mice. Works especially well for quilt backing fabric so the quilt will move freely.

Quilters Win Lottery – Contributed by Susan Alcalá

When I arrived in Eugene, OR, to spend Thanksgiving with my sister, Cathy, she couldn't wait for me to read s FRONT PAGE article from the Register Guard newspaper about some quilters on retreat who had won the lottery! Maybe the CQ's will also get lucky!

Retreat Becomes Treat as Women Hit Lottery

By Saul Hubbard, *The Register-Guard*, Eugene OR, November 19, 2011

The "Getaway Girls" quilting group decides to buy Powerball tickets and the decision pays off.



Who says there's no money in quilting?

A twice-a-year quilting retreat turned into a cash bonanza for 23 Oregon women, most of them from Eugene, who won \$200,000 on the Oct. 29 Powerball drawing, the state announced.

The women, aptly named the "Getaway Girls," were staying at the Silver Falls Conference Center outside Salem for a long weekend of quilting when they decided to buy one Powerball Quick Pick ticket each and pool the tickets.

"I only play Powerball when the prize goes over \$200 million," said Adonna Roelke, 50, who works at the Springfield-based Pacific-Source health insurance company and who organizes the retreats. "It's usually just money lost, but for \$1 it gives you a chance to dream."

So when the women needed to make a fabric run to Salem, Roelke said she suggested the group pool together to buy tickets and share any winnings. Roelke even put in three extra dollars to buy tickets for three women who hadn't arrived at the conference center yet, bringing the total tickets purchased to 26.

The group spent the next couple days fantasizing about using the \$200 million grand prize to buy the conference center, turn it into a quilting mecca, and move in permanently. When the Sunday morning paper arrived, the women excitedly started checking their tickets.

No success, Roelke said, until one quiet woman asked, "What does it mean if you have a whole line without the Powerball?"

Even the more experienced Powerball players in the group were unsure at the time. But they later discovered that such a combination – a 1 in more than 5 million chance – carried a prize of \$200,000.

But with the sizeable prize came a dispute.

Unfortunately, Roelke said, the group fell out whether to split the winnings among the 23 who had bought the tickets, or to include the three latecomers in the payout.

The majority of the group voted to exclude the latecomers, Roelke said. Instead, the three extra after-tax shares of roughly \$5,000 apiece are being set aside to benefit the group and to help fund future retreats.

"For the next few years, we'll be getting a free Sunday brunch (at the retreat)," she said.

The \$200,000 prize amounts to \$134,000 after state and federal taxes are withheld, said the Oregon Lottery, which runs Oregon's Powerball game.

Roelke described herself as "a bit of a saver" as she explained that she has no immediate plans for her personal share.


She hadn't heard of any special plans from the rest of the Getaway Girls, either, she said, but she'll know more when the group gets together again in early December.

"It's just hard to believe," Roelke said. "It hasn't quite sunk in yet."

She'll keep playing on her own, Roelke added, though the experience has taught her some of the finer details of the Powerball game.

"I now know to always get the \$1 Power Play," she said. "For just a few more dollars, we could have multiplied that prize."

Fat-Quarter Exchange at Business Meetings – Marianna Garrett



This is the last Fat Quarter raffle for awhile. Members voted to skip 2012. The category for December is **“Looks like gift-wrapping paper.”**

For each fat quarter you bring for the drawing, your name will be put in a bag. The name drawn will win all of the fat quarters.

(FAT quarter)

Marianna Garrett collects empty wooden and plastic thread spools and cones to give to her niece, who is a nursery-school teacher. If you'd like to save a little bit of landfill space, please bring your empty spools to Marianna at any guild meeting.

In Our Thoughts
 Special thoughts and big hugs go out from all of us to:

Barb Vander Weil
Pat Forza
Nita Leiser
Mauvaneen McMullen

November Program - Diane Kellar, Vice President

A big Thank You! to all of the award-winning quilters in our group who showed their quilts at the last meeting. It was a wonderful program and I received many compliments on it. Your quilts were amazing and inspiring!

Upcoming Events for Crazy Quilters

December 8 	Program Night: 7:00, Emeritus Assisted Living, 31002 14 th Avenue South, Federal Way Christmas Potluck: Dinner starts at 6:30 (NOTE DIFFERENT START TIME) . Bring your favorite dish to share, along with any Christmas-related show & tell items you've made along the years. Bring your regular show & tell, too.
January 12	Program Night: Peter and Sandy Nagy will be entertaining us with engaging quilting stories, sharing design ideas, display items, and tips and hints that have worked for them.
Friday Friends (every Friday)	Join several club members every Friday, 10 a.m. to 4:00 p.m. Milton Community Center, 1000 Laurel Street, Milton 98354 Bring your lunch, work on your unfinished projects or start a new one, and have fun with fellow Crazy Quilters. We generally do not meet the Friday before a major three-day holiday such as July 4, Memorial Day, Labor Day, or if the Community Center is closed.

Stash Bash – Ongoing Competition – Jill Ellis

Using only your stash, create something wonderful. You can purchase fabric for the four Bs (back, borders, binding, and batting), but the fabric for the rest of the top has to come from what you already have, using nothing purchased or given to you after June 1, 2010.

Each item will be measured along all four sides and the total number of inches will be on the slip put in the drawing box (I will provide a tape measure at each meeting). Those with the highest amount of inches at the May 2012 business meeting will be winners (number of winners to be figured out later). The item must be complete, which means quilted and bound, in order to count as a finished item.

2011 Retreat Reconciliation – Janine Walker

Date	Collected	Expenses	Supplies	Difference	Visitor	2 days	3 days	4 days
February	1035	866		169		3	13	0
March	1820	1500	13.17	306.83	1	4	16	6
July	1233	1248		-15.00	3	3	8	6
October	1652	1412		240	1	4	14	8
November	1340	1228	69.26	42.74	4	1	1	13
Gift Cert		92						
	7080	6346	82.43	651.57	9	15	52	33

OCT – Elena paid 4 days, stayed 3 days, 1 day credit toward November retreat

OCT – Linda Hill used gift certificate for 4 days

A 9-Part Documentary Series Titled, “Why Quilts Matter: History, Art, and Politics” is Coming to PBS

Set your TiVO or DVRs—or if you’re like me and haven’t stepped into the 21st century, set your VCRs!

This program was previously mentioned in the September newsletter. In response to inquiries, both Susan Alcala and Cherie Warren received emails from KBTC that the program, “Why Quilts Matter,” will begin airing on KBTC (channel 12 in the Seattle area) January 14 at 12:30 p.m.

Recipe: Chop Chop Chicken Salad – Angie Eichholz (shared by Janine Walker)

All of the veggies are chopped into small pieces and I go by color to decide if I have enough of anything. Also varies if I am out of something. All veggies chopped, unless otherwise noted.

Jicama

Cilantro

Iceberg Lettuce (you can use other types of lettuce instead or add more types: Romaine, Red or Green Leaf)

1 can of drained black beans

Frozen corn (rinsed in cold water to thaw and drain), 1-2 cups

1-3 tomatoes, depends on size

Green onions sliced thinly

The above amounts work pretty well with one head of iceberg lettuce.

I also sometimes add the following: carrots (grated or chopped), cucumbers (seeds can be removed, then chop them), broccoli, cauliflower, bell peppers (red, yellow, or orange), Mozzarella cheese. Avocados are a yummy addition, as well.

Chop all the veggies and toss them in a large bowl. Add the chicken and toss with the BBQ Ranch dressing (below). OR serve the dressing on the side (see note below)

Dressing recipe: Make Uncle Dan’s Ranch Dressing. Add about 1 tablespoon BBQ sauce to whatever amount of the ranch to get a lightly flavored dressing.

We often make it a main dish salad with grilled chicken breasts cut into ½ to ¾ inch cubes. But it is very good without any chicken, as well.

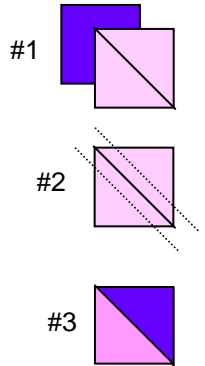
If we serve it on the side, the chop-chop salad will keep several days “undressed” in a Ziploc bag in the refrigerator.

Half-Square Triangle Exchange – Gail Woods & Jill Ellis

This will be an exchange of 20 4.5-inch blocks per month. They do not have to all be of the same fabric (though they can be, if you'd like). Use a **good contrast of light and dark fabrics**. This is a good opportunity to use up your scraps!

Take a dark 5-inch square and a light 5-inch square, place them right-sides together, and draw a line diagonally (#1). Sew 1/4-inch on either side of the line (#2). Cut on the drawn line, iron the two half-square triangles open, and square to 4.5 inches (#3).

Bring your 4.5-inch squares to the Business Meeting each month, in a Ziploc bag with your name written on it. You will go home with 20 different squares. We will do this for a year, which is how we did the exchanges for the 9-patches and the 2.5-inch squares. There will be no limit on the number of participants; you can participate one month or all months. You'll always go home with 20 squares.



Name:
Description of your project:
Date project was started:

UFO Rules – Xenia McGowan

- * Project must have been started prior to June 2010 and completed by April 2012..
- * Project start date is the date CQ member began work on the project.
- * “Started” means some progress has already been made (cutting, stitching, etc). Simply buying fabric/patterns doesn’t qualify as a UFO.
- * Total outside perimeter must be at least 54 inches.
- * “Finished” means that quilting and binding are done. Embellishments are optional.
- * UFO Entry forms should be submitted when project is shown during Show & Tell at business meetings.
- * Entry forms may be submitted with a picture of completed project if project is not be available for Show & Tell.
- * UFO projects other than quilts are eligible for entry if project has at least 6 hours labor involved in completion.
- * Have fun. Get creative!

November Retreat – Janine Walker

The November retreat was an unqualified success. We had 19 ladies coming and going. There were 4 one-day visitors, 13 who stayed all four days and one “newbie.” Lynn Ready says she’ll be back. We heard lots of “ta-da’s” as tops were completed. We are a talented group! Su Jaynes won the blue, yellow, and white blocks that we made. Su and Jean Snedden each brought community service projects, and several of us worked some on those. It’s interesting all the different designs that can be made with half-square triangles. Mici Wiggins made 3 quilt tops with 2.5-inch strips in a very short time. Diane Kellar showed us the clever things that can be made with selvages. Talk about recycling! The food, as always, was delicious. There were a few Bambi sightings. Shopping at the local quilt stores with a 15% discount for being with the retreat is a pleasant bonus.

Come and join us for a day or four, and see why we think it’s such a wonderful perk for being a Crazy Quilter.



Treasure’s Report – Nan Naubert

Checking balance	\$5730.52
Savings	<u>3610.73</u>
Total Assets	\$9341.25



Get to Know Your Fellow Crazy Quilters! – Jill Ellis

We have had several new members join us over the last two years and we need to get to know them. If you have not filled out one of these questionnaires, please do so and I'll put it in the newsletter. It's always nice to get to know those around us! If you'd like an emailed form to fill out, please let me know and I'll send you one. A paper copy is fine, too—just hand it to me at a guild meeting and pretty soon we'll be getting to know the real you!

Name:

Birthplace:

How long have you lived in the Puget Sound area; where did you live before you came here?

Tell us a bit about your family (including pets):

What is your occupation?

How long have you been a quilter? Who or what introduced you to quilting?

How long have you been a member of Crazy Quilters, and how did you come to join the guild?

Do you consider yourself a contemporary or traditional quilter?

What inspires you creatively?

What are your favorite and least-favorite color schemes in a quilt?

What are your favorite/least-favorite parts of the quilting process?

Has quilting ever helped you through a time of struggle? If so, can you share with us?

Do you create your own patterns, or mostly use patterns you buy?

Have you ever tried to get someone else to take up quilting, either by teaching them yourself or going to classes with them?

Is there a quilting technique, pattern, color combo, etc., that you've been dreaming of, but haven't tried yet?

Do you take classes? Teach classes? Attend retreats?

Do you collect certain themes of fabric, quilting tools, gadgets, or supplies?

What projects are you currently working on? How many UFOs (UnFinished Objects) do you have?

Do you have any tips or advice for beginners?

Do you have suggestions for quilters who are trying to fit more quilting time into their day?

What other hobbies/activities do you enjoy?

A Christmas Quilter

T'was a few weeks before Christmas and in my head was a plan
To make all of my Christmas gifts by my own hand.
Away to my scrap box in a flash I did fly.
With patterns in my head and a twinkle in my eye.

I cut and I sewed as merry as an elf.
Making things for others and not for myself.
A quilted vest for a teen-aged niece.
Quilts for the grandparents with love sewn in each piece.

Quilted covers for aunts' tabletops,
Away I go with hardly a stop.
On scissors, on needles, on thimble and thread,
Oh, hurry I must, for Christmas day is ahead.

A quilted diaper bag for the baby so new.
I may even quilt Santa a coat before I'm through.
Quilted bedspreads for Mother and Sis.
I still have a few left on my list.

Cushions with quilted tops and potholders done.
It's now Christmas Eve and I have a gift for each one.
So I sprang to my Volkswagen and made quite a clatter.
The neighbors ran to the windows to see what was the matter.

From one house to the other, I leaped like a deer.
Leaving my presents and hopefully cheer.
With best wishes to each for a Christmas so bright.
A tired, happy quilter drove away in the night.

(Author: Pat Everson)

The Quiltin' Times are A-Changing

For our Great-Great Grandmothers, in quilting times past
A frugal quilter had to scrimp, make every scrap last
Today wasting fabric is not such a crime
Today what's scarce is a quilter's TIME.

Patterns used to travel with pioneers going west
Now we swap and share instantly on the Internet
Once templates were traced, fabric carefully scissored
Now we slice multiple layers, we're all Olfa wizards.

At one time a two fabric quilt was a sign of status
Now Watercolor quilts have hundreds of prints comin' at us
Quilters used to gather at small local quilting bees
Now we congregate at conferences, national teachers to see.

Like our Great-Great Grandmothers our lives are busy, we're stressed
But with the beauty of our quilts, we feel we are blessed
As with Great-Great Grandmother, our quilting serves many goals
To give warmth, grace our homes, and feed our souls.

(Author: Cindy Thury Smith 1999)

Many Starts, Mini Finishes

There once was a quilter named Min,
Whatever she'd see, she'd begin.
A large quilt, a small quilt,
A doll quilt, a wall quilt.
"I'll finish these later," said Min.

"Now what shall I start on today?
I guess it will be appliqué.
Some birds in a group,
I'll frame with a hoop.
Today, though, I'll put them away.

I think I will make a new vest,
In silk, or cotton would be best --
Trapunto I'll do,
Then Sunbonnet Sue!
But now I will give them a rest.

A tote bag I've wanted to sew,
And then I'll try quilt-as-you-go.
A radiant Star
For next year's bazaar --
Just when they'll be done, I don't know.

For Christmas I've got projects galore --
A tree skirt, a wreath for the door.
I'll make a soft box,
And red quilted socks,
And what's not completed, I'll store."

"Is anything finished?" asked Son.
Her answer could only be, "None."
So, Min made a vow:
She would not allow more new projects.
Well, maybe just one.

(Author: Bee Neeley Kuckelman)



Merry Christmas / Happy Hanukkah /
Happy Kwanza / Happy Holidays.
. Thank you for being part
of my quilting journey.