

Executive Board and Committee Chairs

EXECUTIVE BOARD

Co-Presidents	
- Sharon Meeds	253-941-0224
Vice President	
- Char Peterson	425-271-2370
Secretary	
- Kathy Wyckoff	206-824-3307
Treasurer	
- Janine Walker	253-941-4958
Membership	
- Jill Ellis	253-927-1260
Newsletter	
- Jill Ellis	253-927-1260

COMMITTEE CHAIRS

Archives	
- Maddie Hall	253-293-9870
Audit	
- Diane Kellar	253-874-0537
Community Outreach	
- Tina McCarter	253-737-8122
Community Outreach BOM	
- Susanna Gantt	253-431-5659
- Maddie Hall	253-293-9870
Email	
- Mici Wiggins	360-519-3442
Hospitality	
- Rebecca Keller	253-219-6408
Liaison with Avalon	
- Sharon Meeds	253-941-0224
Public Relations	
- OPEN	
Quilt Show 2015 Chair	
- Linda Hill	253-661-9281
Raffle Quilt (2016)	
- Cheryl Belcher	253-278-2576
- Mary Ann Morris	206-353-6377
Raffle Quilt 2017	
- Marianna Garrett	253-347-1345
Retreats	
- Janine Walker	253-941-4958
Storage Unit	
- Janine Walker	253-941-4958
Sunshine	
- Peggy Pierce	253-750-0220
Telephone	
- Margaret Mortenson	253-839-0954
Webmaster	
- Lisa Martin	206-235-2701

Newsletter Contributors

Sharon Meeds	Mici Wiggins
Lisa Martin	Anna Hudson
Kathy Wyckoff	Tina McCarter
Char Peterson	Marianna Garrett
Lane Closure	Candy Dapple

President's Piece: Sharon Meeds

Has it been hot enough for you? More than enough for me. It makes me glad that when we had to put in a new furnace a few years ago, we opted to add the air conditioning unit.

We had a great time at our CQ picnic on July 9! Lots of tasty food, lots of good friends, and plenty of time to visit. AND there was a nice breeze blowing in from the lake, so everybody was more than comfortable. For those that are interested, the Top Ramen Chicken salad recipe is:

- 2 packages top ramen (I use the chicken flavor)
 - heat up the noodles and keep them separate till the end
- 1 package of pre-cut cabbage
 - I get the one that has purple cabbage too, so it'll look pretty
- Already cooked chicken strips
 - I get the grilled ones – don't know why

You can add slivered almonds, 2 tablespoons of sesame seeds, and ½ cup chopped green onion ends or ¼ cup minced onions
Dressing: your choice; I now use ginger sesame salad dressing (cause I'm lazy), but the other option is to mix up ¾ cup olive oil, 1/3 cup white wine vinegar, 1/3 cup soy sauce.

Keep hanging on to the smashed noodles, but mix all the rest together and chill. Don't make it too far in advance, it gets yucky. About 15 minutes before you get ready to serve, stir in your noodles. Oh, and I added sliced strawberries this time – thought the color would be nice and a little extra sweet taste.


See you all at our Show & Tell and business meeting!

Multi-Service Center Donations: *Low-income children often have hunger issues during the summer, when school is out. Please donate these kinds of supplies:*

- Fruit cups
- Jelly/jam
- Snack crackers
- Canned meat/fish
- 100% fruit juice boxes
- Peanut butter
- Sunflower seeds/nuts
- Granola bars
- Mayo (large containers)
- Graham crackers
- Paper lunch bags
- Napkins
- Plastic utensils
- Pudding cups

Members' Sale Table – Jill Ellis

Every business meeting, you have an opportunity to sell your good stuff to good people. You'll go home with money, they'll go home with bargains, the guild gets 10% of what you made, and everyone's happy! Eileen Peacher gave the guild a donation of \$2.50 from her sales at the February business meeting; that's not much, but she got rid of a lot of small stuff and was happy about that. If you'd like to sign up to sell your STUFF, please contact me. jillquilts@hotmail.com or 253-927-1260. We have no one signed up for any month for the rest of 2015.

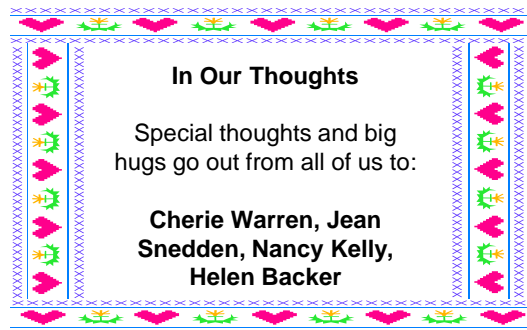


Community Outreach Block of the Month – Marianna Garrett

Cut four 3.5-inch scrappy squares. Sew into a 4-patch. Make as many as you'd like, but try not to make duplicate blocks—you can use the same fabrics, but I'd prefer not to have 4 blocks that look exactly alike. The block will be 6.5 x 6.5 inches once it's sewn together. Thank you so much for your generosity with your donations.

Retreats – Janine Walker

Upcoming retreat dates are October 16-19 and November 9-12. The cost is \$25 per day per person, plus splitting the cost of one meal for the group (the price may be going up to \$30/day). Come have fun with us. At most retreats, we have a retreat block, and it's your choice as to whether you want to participate. For each block you make, you get your name in the drawing. At the January retreat, Theresa Fancher won 14 blocks. ☺



If you know of someone in need of a bit of sunshine, please let Peggy Pierce know. peggyperce@mail.com, 253-750-0220

Charitable Request – Marianna Garrett

I am collecting color/activity books and crayons for Children's Hospital in Seattle and Mary Bridge Children's Hospital in Tacoma. These books are usually given at holiday time. If we have a huge amount, they can be distributed earlier than December. The nurses insist on Crayola brand only for the crayons. I get my books at the Dollar store. I also find new ones at garage sales. So, you are shopping this summer, for children and grandchildren, perhaps you could remember the kids in the hospitals, too. Thank you!

Upcoming Events for Crazy Quilters

We meet at Avalon Care Center, 135 South 336 th Street, Federal Way. We can get in the meeting room at 7:15 p.m.	
July 23	Business meeting: Committee reports, show & tell, block of the month.
August 13	Preparing quilt backs for tying at the Washington State Fair in Puyallup in September.
Friday Friends (every Friday)	Join several club members every Friday, 10 a.m. to 4:00 p.m. Milton Community Center, 1000 Laurel Street, Milton 98354 Bring your lunch, work on your unfinished projects or start a new one, and have fun with fellow Crazy Quilters. We generally do not meet the Friday before a major three-day holiday such as July 4, Memorial Day, Labor Day, or if the Community Center is closed.

August Hospitality and Birthdays

Please bring hospitality goodies to guild meetings during the month of your birthday. In addition to bringing treats, you are responsible for helping with room setup and cleanup. Contact Pam Elliott, 253-941-9052, if you have questions or are unable to attend.



Laura Coy	3	Anita Seigenthaler	10
Teresa Koe	3	Martha Lamerson	19
Debbie Boyett	7	Cheryl Belcher	27



Places to Go . . . Quilts to See: Road Trip!

June 21-September 8: Row-by-Row Experience. All states are participating this year, including Nearly twice the amount of Washington shops from last year. More info at rowbyrowexperience.com.

July 17-19: Sunbonnet Sue Quilt Club Annual Show, Sequim Middle School Gym, 301 West Hendrickson, Sequim WA. Friday & Saturday, 10-5, Sunday 10-4.

July 18-19: Mukilteo Quilt & Garden Show, self-guided tour by car of 7 local gardens with quilts displayed in creative ways. Tickets are \$15 in advance on the website, www.mukilteogardenandquilttour.org, or \$18 on the days of the show. Hours 11-4 on Saturday, noon to 4 on Sunday. There will be several raffles of gardening and quilt items. Start at the Rosehill Community Center, 304 Lincoln Avenue, Mukilteo. Note: these private residential gardens are not able to support wheelchairs or strollers.

July 24-26: "Roaring Twenties," sponsored by Covington Quilters, celebrating 20 years as a guild. Judged quilts, vendors, tea room, bazaar, bed turning, charity quilt display, I Spy for children, door prizes, and lots of beautiful quilts. Cedar Heights Middle School, 19640 SE 272nd, Covington. Hours; 10-5 Friday and Saturday, 10-4 Sunday. Admission is a \$5 donation.

July 28: 11th Annual Seattle Mariners Stitch 'n Pitch Night, 7:10 p.m., Safeco Field. Buy your tickets at Pacific Fabrics, through the Mariners website, or at selected local yarn stores and you will receive a giveaway at the game when you present your ticket.

August 1: Hold the date, because you don't want to miss this one! Testicle Festival, noon, downtown Conconully WA. Join the fun of our cowpie-eating contest, cake walk, udder toss for the children and horsehoe tournament for all ages. Accompanying our delicious great country and city balls, we also serve coleslaw, cornbread, baked beans, and a large cow-chip cookie. I'm speechless...may have to make the trip to check this out.

August 15-16: Conconully Outdoor Quilt and Craft Show, Main Street, Conconully WA 98819. I have no idea where this town is located. I just looked it up and it's northwest of Omak. Main Street/Silver Street/Lottie Street, 9 a.m. to 4 p.m. Info: Janet Warner, 509-826-2241, www.conconully.com

August 2015, Date TBD: Annual Buggy Barn Quilt Show, 28848 Tramm Road North, Reardan WA.

September 9-13: Annual Leavenworth Intimate Quilt Show, *new venue*, hosted by Family Events of Leavenworth WA. Info 509-548-5311, info@quiltersheaven.com or www.quiltersheaven.com

September 11-12: Harvest of Quilts, Town Toyota Center, 1300 Walla Walla Avenue, Wenatchee, WA. Info Arlene Crumrine 509-470-7706 or www.ncwquilt.org

September 18-19: EverGreen Quilters Show, Birchwood Presbyterian Church, Family Life Center, 400 Meadowbrook Court, Bellingham, WA. Info www.evergreenquilters.org

September 18-20: Annual Quilt Show, Ocean Shores Convention Center, 120 West Chance A LaMer, Ocean Shores, WA. Info www.seapalsquilters.org, seapals1@gmail.com

September 18-20: Walla Walla Valley Annual Quilt Show, Walla Walla Fairgrounds, 360 Orchard St, Walla Walla, WA. Info info@wallawallaquiltfestival.org or www.wallawallaquiltfestival.org

September 24 - October 3: North Central Washington Quilt Shop Hop. Info: call Dianne at The Attic Window Quilt Shop, 509-888-2006, www.theatticwindowquiltshoppe.com

September 26: Annual Outdoor Quilt Show, "A Festival of Color," Main Street, Duvall WA. www.duvallquiltshow.com



Quilt Show Update – Linda Hill, Quilt Show Chairperson

Three months and counting until our quilt show! I am really getting excited and can hardly wait for October 23 to get here. The Planning Committee has been working hard and we are going to have a fantastic show. I can hardly wait to see all your entries.

Entry forms have been e-mailed out and we need to get them turned in to Jill Ellis as soon as possible. Besides you creating beautiful quilts to enter in the show, there are several steps that need to be taken between now and the show: Entries must be submitted and organized; quilts collected and stored; schematic drawn up so we can set-up the show; quilts delivered to the Aquatic Center; quilts hung; the stories you submit with your entries attached to each quilt. So you can see that we need your cooperation in getting your entries submitted on time. And the earlier the better. Happy quilting!

Community Outreach Report – Tina McCarter

We currently have 13 lap quilts and 22 quilts of various sizes ready to give away. In October, we are going to make pillowcases for Children's Hospital. I will cut and make kits for them.

Retreat Report from a Newbie – Tina McCarter

I was able to go to the June retreat and loved it. I got there and set up my sewing table, then my bed. Everyone was so helpful and friendly. I had fun looking at everyone's projects, getting hits on different tools. I love how we only had to cook once. Rolled out of bed and sewed, ate breakfast, sewed more, ate lunch, sewed, ate snack, sewed, ate dinner, sewed till I couldn't stay awake. I had fun getting to know everyone a little better. I'm going back in October.

Quilt Show 2015: Boutique – Sharon Meeds, Boutique Co-Chair

Here are a few thoughts for our quilting friends as we draw nearer to our October Quilt Show!

The Boutique will feature both donated and consignment items, which includes handmade or gently used items

Donated Items: We would love to have many wonderful, handmade items donated for our Boutique Sale. Pincushions, cord minders, aprons, tote bags, gently used patterns and quilt books are just a few suggestions. The guild benefits 100% from the items sold in the “donated” category.

Consigned Items:

- People consigning items to the Boutique for their own sales will pay, in advance, \$25 to the guild, as a “booth fee.”
- Items consigned by our members will need to have sales tax charged at the Federal Way rate, which is currently 9.5%. Consigned items will need to have tax figured into the cost; if your item will be sold for \$10, you need to add the tax (0.95 on \$10), so it would be priced at \$11. We would like items rounded to the dollar or half-dollar (\$10.50 or \$11), with a note on the tag that says, “tax included.”
- Members consigning items will need to have a state-issued Temporary Business License; there is a temporary business license for special events, which has no charge. A “temporary business” is defined as no more than two events per year with each event lasting less than one month. Each certificate is good for only one event. You will still need to collect sales on any items you sell. The link is here. http://dor.wa.gov/content/doingbusiness/BusinessTypes/Doingbus_tempreg.aspx
- Consigners of their own goods will be given a number which must be on the sales tag of their item. This is to assure that you get the money due to you. You will be paying your own sales tax from the proceeds of your sales, after accounting is completed by the Quilt Show Treasurer.
- Items that are donated for guild sales will not have a consignment number, nor any designation other than the cost.

Items that sold well last year: books, patterns, pin cushions, cord holders for electric items (such as phone cords), aprons, fabric (please bag or have it banded together somehow), doll/preemie baby clothes, baby stuff, yarn (if you’re giving something like this, it needs to be useable to a “new” owner)

Things that didn’t go over very well: Potpourri pie thingies, garage sale-type stuff, tote bags (unless they’re like the feed-bag ones or crocheted plastic bag ones.

NEW Information: Fat Quarter Basket Raffle – Jill Ellis and Diana Rawlings

Jill Ellis and Diana Rawlings will be in charge of collecting fat quarters for a raffle “cake” at the quilt show. For every quilt-shop quality fat quarter you donate, you will receive a ticket to enter the drawing for the basket.

- A fat quarters is 18x22 inches. It is a half yard of fabric (18x44) cut in half.
- Please do not donate a quarter yard of fabric, which is 9x44. Those will not be accepted.
- Please make sure your fat quarter hasn’t had a chunk of fabric cut out of it for a project. ☺

Donate as many fat quarters as you like, but not 2 of the same (per person), please.



Quilt Show Raffle Baskets – Rebecca Keller

Below is an updated list of raffle baskets and who has signed up to do them. If you’d like to do a basket, contact me.

1. Mariners Basket- Jean Markl
2. Patriotic Basket- Rebecca Keller, Sonia Parisi
3. Cat's Meow Basket- Charlotte Rea, Diana Rawlings, Xenia. McGowan
4. Doggie Basket- Sharon Meeds, Kathy Wyckoff
5. Appliqué Basket - OPEN
6. Measure Up Basket - OPEN
7. Beginner Quilters Basket- Rebecca Keller
8. New Family Additions Basket – Maddie Hall, Elizabeth Darling
9. Borders and Beyond Basket - OPEN
10. Everything A Doll Could Want Basket – OPEN
11. Beary Friendly Basket - OPEN
12. Wildlife Basket - OPEN
13. Floral Fat Quarters Basket - Jill Ellis
14. Fat Quarter Takes The Cake – Diana Rawlings, Jill Ellis
15. Christmas Basket – Kay Thomas
16. Holiday Basket- Mary Bobbitt, Tracey Messana
17. Batik Basket - Jo Ann & Larry Undlin
18. Chocolate Basket – Connie Mayor, Diane Kellar, Peggy Pierce
19. Civil War - OPEN
20. Crazy Quilt Basket- Tina Mc Carter, Debbie Guthrie, Marianna Garrett, Anita Seigenthaler
21. "Make a Tote or 2" – Sharon Meeds (12 fat quarters, 3 patterns, 2 tote patterns, 1 checkbook/wallet pattern)

June Business Meeting Minutes – Kathy Wyckoff, Secretary

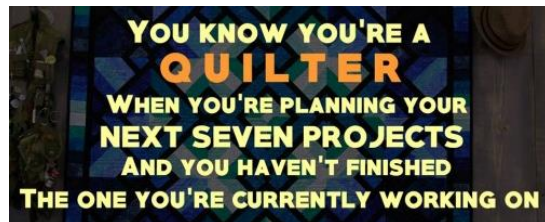
Thank you Jill for taking over for me as secretary for May. Great minutes, giggles too!

Meeting called to order by President Sharon Meeds at 7:00 p.m. Our meeting space was nice and cool for the meeting and I know many of you were very happy about that, as was I. Yeah! Toward the end of the meeting, some people mentioned it was a little cool, so I would suggest that if you tend to get chilly, you might want to bring a sweater to the next meeting. Just thinking out loud.

- We had new members, visitors, and guests join us at this meeting--so glad you have come to see what Crazy Quilters is all about and Welcome!
- Block of the Month: see Maddie to turn in this month's and pick up a new one for next month...cost \$1.00
- Community Service blocks...see Marianna, no cost for those blocks.
- Show and Tell: I know I have said this before, but you ladies are awesome...such beautiful quilts, bags, etc., you produce. Such a fun part of the meeting and enjoyed by all. So if you have finished a project, bring it to the next business meeting and show us what you have created. Just as a side note: Jill Ellis's show & tell was three quilts completely finished and ready to go to the Covington Quilters quilt show, the Puyallup Fair, and to our own quilt show in October. Yeah, glad to hear someone is on the ball and ready to show off her beautiful work.
- Sharon will put information on a new Facebook page for the 2015 quilt show.
- Pam Elliott has bookmarks for the show and will be distributing them to many quilt shops in Washington as she visits area shops. I think the design and quality of these book marks is great; thank you for all your work on that, Pam--they look wonderful.
- Linda Hill announced that we received a Grant from Federal Way for the quilt show, \$2000 to help with the cost of putting on this show. Many thanks, Linda--great job.
- Cheryl Belcher needs help with the Historical Society at the Hylebos Wetlands Park, quilt tying or showing hand work etc. Second Saturday in June, July, August, September, and October. Please contact Cheryl if you can help with this event. Bring a chair for yourself. We will be selling raffle tickets for our quilt.
- Rebecca Keller will be starting a new Block in the Box in January 2016...please see her if you are interested.
- New Name Tags: we need ideas on what a new name tag would look like. Please bring your ideas next month. The complaint is no one can read your name on your badge, so it needs to be bigger.
- Picnic is set for our July meeting at Steel Lake, the same covered area as last year. 4:00 p.m., potluck, see you there.
- July 28 is Pacific Fabrics annual Stitch and Pitch If you are interested in going see Char Peterson. We think the cost is \$15.00, you can purchase tickets at Pacific Fabric. Contact Char for details.
- Char has several great programs scheduled, the rest of the year will be filled with wonderful programs to hear. Thank you, Char, for all your work on Programs.
- Crazy Quilters needs your help, please contact Tina McCarter to pick up a community outreach quilt to put on the binding. Tina reports that she has several finished quilts that need to be bound. Many thanks Tina.
- Tina with a big smile announced she had just attended her first Retreat and LOVED IT!
- Cheryl Belcher has raffle tickets for the 2015 Raffle Quilt.

Quilt Show

- Linda Hill: Quilt Show Planning Meeting. July 16 at the 320th Street Federal Way Library
- At our last meeting, it was agreed that if you are showing a quilt you must work 3 hours total on the show, either before, during or after in order to have your quilt(s) in the show.
- Jill Ellis will send out entry forms via E-Mail (4 pages). You must fill our one form per quilt entered.
- Pam Elliott will be storing the quilts until the show. Entries accepted from September 10 to October 8.
- Rebecca Keller needs several more baskets for the raffle baskets. You pick a topic for the basket contents, put your basket together and deliver it to Rebecca. Rebecca has several baskets you can use to put your raffle items in. Please see Rebecca for details and to sign up to do a basket.
- Eileen Peacher is doing Door Prizes and needs donations. Please see Eileen for more details.



Quilt Show: Challenge Stocking Update – Kay Thomas, Chair

Hello, all. I hope you have started, or maybe even finished, a stocking for the challenge project at our Quilt Show in October. If you haven't, don't get your knickers in a knot, as you still have time. Mine is started but far from done.

I will be asking how many plan to participate at our first meeting in August so I can start planning the display. The finished stocking will be due when the collection for all other entries are due (paperwork by September 1, stockings by October 8), along with a brief description of the intended use and inspiration for your stocking. For details on the requirements see a previous newsletter on our website.

I look forward to seeing what occasion your imagination plans to celebrate.