

Executive Board and Committee Chairs

EXECUTIVE BOARD

Co-Presidents	
- Sharon Meeds	253-941-0224
Vice President	
- Char Peterson	425-271-2370
Secretary	
- Kathy Wyckoff	206-824-3307
Treasurer	
- Janine Walker	253-941-4958
Membership/Newsletter	
- Jill Ellis	253-927-1260

COMMITTEE CHAIRS

Archives	
- Maddie Hall	253-293-9870
Audit	
- Teresa Koe	253-845-1612
Block of the Month	
-	
Community Outreach	
- Tina McCarter	253-737-8122
Community Outreach BOM	
- Marianna Garrett	253-347-1345
Email	
- Mici Wiggins	360-519-3442
Hospitality	
- Pam Elliott	253-941-9052
Liaison with Avalon	
- Sharon Meeds	253-941-0224
Public Relations	
- OPEN	
Quilt Show 2015 Chair	
- Linda Hill	253-661-9281
Raffle Quilt (2015)	
- Cheryl Belcher	253-278-2576
- Mary Ann Morris	206-353-6377
Retreats	
- Janine Walker	253-941-4958
Storage Unit	
- Janine Walker	253-941-4958
Sunshine	
- Peggy Pierce	253-750-0220
Telephone	
- Margaret Mortenson	253-839-0954
Webmaster	
- Lisa Martin	206-235-2701

President's Piece: Susanna Gantt

Time sure flies!! I can't believe it has been a year since I started serving as your co-president. It has been a very busy year. Sharon and I had hardly taken office when we lost our meeting place and began the process of finding a new "home." We were fortunate to find Avalon, and although it changed our evening schedule a bit, it is working out well. It is a lovely facility. It has been a productive and busy year in other ways as well. Just a few of the events/activities....

- Over 100 quilts given to victims of the terrible fires east of the mountains.
- Updated guidelines and bylaws.
- An excited team stepping up to plan for our next quilt show in October.
- A successful, fun member auction.
- Member-selling tables.
- A trunk show.
- The monochromatic quilt challenge that resulted in beautiful little quilts displayed in Avalon.
- A cutting party that helped get control of our storage unit.
- And last meeting, we had a wonderful program that including the reading of a wonderful children's story and a trunk show.
- Improved documentation on officer roles and responsibilities.

Sharon carried the greater part of the load this year, with me as her trusty sidekick. We are very lucky that she is willing to carry on for another year. I have enjoyed this year and look forward to supporting our guild in any way that I can. Here's to happy quilting!!!

PS: I will miss our next meeting. Quilting retreat in Poulsbo – woo hoo!!!

Susanna



Multi-Service Center Donations: Personal toiletry items such as tampons, toilet tissue, Kleenex, disposal razors, bars of soap, small containers of hand lotion, hair brushes/combs, hair accessories, etc. Connie Mayor is our volunteer who takes donations to the MSC. Thanks, Connie!

This is YOUR newsletter. If you have something you'd like to contribute, please email (jillzquilts@hotmail.com) or mail (P.O. Box 4243, Federal Way 98063) it to me by the 15th of the month. Thanks! jill

Newsletter Contributors

Sharon Meeds	Susanna Gantt
Mici Wiggins	Lisa Martin
Anna Hudson	Kathy Wyckoff
Char Peterson	Marianna Garrett
Cass Arolle	Oliver Clothesoff
Eileen Peacher	



Members' Sale Table – Jill Ellis

Every business meeting, you have an opportunity to sell your good stuff to good people. You'll go home with money, they'll go home with bargains, the guild gets 10% of what you made, and everyone's happy! Eileen Peacher gave the guild a donation of \$2.50 from her sales at the February business meeting; that's not much, but she got rid of a lot of small stuff and was happy about that. If you'd like to sign up to sell your STUFF, please contact me. jillzquilts@hotmail.com or 253-927-1260. Next month will be **Susanna Gantt**—she's got good stuff!




Vocabulary Word:
Proquiltinating:
 working on quilts
 when you should be
 doing laundry, or dishes,
 or picking kids up from
 school.


Upcoming Events for Crazy Quilters

We meet at Avalon Care Center, 135 South 336 th Street, Federal Way. We can get in the meeting room at 7:15 p.m.	
April 23	Business meeting: Committee reports, show & tell, block of the month. Bring your Block in a Box for display (the applique BIAB ones were displayed in January).
May 14	Spring potluck. Let's dress it up: gloves and hats, springtime dresses. Bring your favorite potluck item to share. Remember, we won't be eating until close to 7:30, so eat a cracker at home.
Friday Friends (every Friday)	Join several club members every Friday, 10 a.m. to 4:00 p.m. Milton Community Center, 1000 Laurel Street, Milton 98354 Bring your lunch, work on your unfinished projects or start a new one, and have fun with fellow Crazy Quilters. We generally do not meet the Friday before a major three-day holiday such as July 4, Memorial Day, Labor Day, or if the Community Center is closed.

May Hospitality and Birthdays

Please bring hospitality goodies to guild meetings during the month of your birthday. In addition to bringing treats, you are responsible for helping with room setup and cleanup. Contact Pam Elliott, 253-941-9052, if you have questions or are unable to attend.

	Gail Woods 1 Sherrie Geffe 2 Maddie Hall 4 Larry Undlin 8	Gail Gentry 18 Karen Wheeler 18 Nancy Neff 25
--	--	---



Thank you to everyone that helped us with another successful auction. Tina McCarter, Debbie Guthrie, and Lisa Martin helped me organize the items to prepare for the auction. Lisa Martin was also our treasurer who kept track of each person's bid. We must have had over 100 lots to bid on, some of them having several things items in each lot. Thank you to Jill Ellis for being the auctioneer and Xenia for being our Vanna White. Even though we didn't have enough time to get through half of what was donated, we still made \$611 with only about 30 ladies in attendance. Don't worry, though: if you missed out, those items that haven't been auctioned will be for sale during our 2015 quilt show in the boutique. Thank you, all, for participating and donating. Without all of you, it would not have been as successful as it was. Happy quilting with your new treasures.

Dues are Due! – Jill Ellis, Membership

Our year runs May 1 through April 30 (because we're CrAZy Quilters), and the annual dues are \$30.

If you want to receive your newsletter through the U.S. mail, your dues will be \$35.

If you want to be in the 2015-16 Directory, your dues need to be paid by May 31.

You can pay me at a guild meeting in April or May, or mail your check to:

Crazy Quilters of Federal Way, P.O. Box 3002, Federal Way WA 98063

Retreats – Janine Walker


There has been a change to our June retreat dates. What I was given evidently had been promised to another group that traditionally has that weekend. Our June retreat will be Father's Day Weekend, June 19-22. 2016 will also be Father's Day weekend. Also, I'm trying to get the April 2016 retreat moved to March, but that involves waiting for a cancellation from another group. So our upcoming retreat dates are:

April 24-27 May 11-14 June 19-22 October 16-19 November 9-12

The cost is \$25 per day per person, plus splitting the cost of one meal for the group. Come have fun with us. At most retreats, we have a retreat block, and it's up to you as to whether you want to participate. For each block you make, you get your name in the drawing. At the January retreat, Theresa Fancher won 14 blocks. ☺



If you know of someone who needs a sympathy card, a get-well card, or any other kind of card, please let Peggy Pierce know. peggyperce@mail.com, 253-750-0220



Community Outreach Block of the Month – Marianna Garrett

Cut 4 3.5-inch scrappy squares

Sew into a 4-patch. Make as many as you'd like, but try not to make duplicate blocks—you can use the same fabrics, but I'd prefer not to have 4 blocks that look exactly alike. The block will be 6.5 x 6.5 inches once it's sewn together. Thank you so much for your generosity with your donations.

Treasurer's Report – Lisa Martin

Checking: \$1,695.19

Savings: \$7,506.16

Income: \$ 611.00 - Auction

\$ 100.00 - Seed Money re-deposit from Auction

\$ 5.00 - Member Table Sales

\$.65 - Interest Earned Checking/Savings

Expenses: \$511.00 - Insurance renewal

\$122.87 - Website Renewal

Note: I will not be attending the April program and business meetings due to medical procedures and a trip out of town late April. If you have any check requests please mail your requests to my home address. Sorry for any inconvenience.

Places to Go . . . Quilts to See: Road Trip!



April 25-26: Central Washington Quilt Show, "Quilts Along the Trail," Kittitas Valley Event Center, Ellensburg, Washington www.barnquilts.washington.org

April 24-25: Fronen Steppdecker Quilt Club Spring Fling Show, Odessa High School Gym. Info www.odessaquiltclub.com, email pandle@odessaoffice.com, phone: Laura Estes 509-982-2908.

April 25-26: "35 Years of BEE-utiful Quilts," Busy Bee Quilters of Snohomish, Evergreen State Fairgrounds bldg 400, 14405 179th Avenue SE, Monroe. www.busybeequilters.com

April 25-26: 30th Annual Quilt Show, sponsored by Seaport Quilters Guild, Clarkston High School, 401 Chestnut street, Clarkston WA. www.seaporquilters.org

April 25-27: The Metropolitan Patchwork Society, "Quilts! Glorious Quilts!" Mittleman Jewish Community Center, 6651 SW Capitol Highway, Portland, OR. Info www.metropatch.com.

May 1-2: "A Festival of Quilts," sponsored by Northwest Quilters, 41st annual quilt show. Portland Expo Center, Exhibit Hall D. 2060 North Marine Drive, Portland, Oregon. Info www.northwestquilters.org

May 15-17: "Quilts in the City," Yakima Convention Center, 10 North Eighth Street, Yakima. Info: Karla Griffin, 509-930-0203, www.yakimavalleyquiltersguild.org

May 23-24: Chewelah Arts Guild Annual Quilt Show, Jenkins High School, 702 East Lincoln Avenue, Chewelah WA 99109. Over 100 quilts from local quilters displayed every Memorial Day weekend. Vendors, fabric, patterns, tea room, featured artist.

June 5-7: "Blast of Farms," Woolley Fiber Quilters quilt show. 250+ quilts, vendors, demos, challenge quilts, bed turning. Friday & Saturday, 10-5, Sunday 10-4. Downtown Sedro-Woolley. Follow the signs to various locations for viewing quilts.

June 21-September 8: Row-by-Row Experience. All 50 states are participating this year. There are 59 shops registered for Washington State, up from 34 last year! Go to rowbyrowexperience.com to see particulars.

June 24-28: Western Washington Quilt Shop Hop. www.washingtonquiltshophop.com for your passport and information.

July 24-26: "Roaring Twenties," sponsored by Covington Quilters, celebrating 20 years as a guild. Judged quilts, vendors, tea room, bazaar, bed turning, charity quilt display, I Spy for children, door prizes, and lots of beautiful quilts. Cedar Heights Middle School, 19640 SE 272nd, Covington. Hours; 10-5 Friday and Saturday, 10-4 Sunday. Admission is a \$5 donation.

July 17-19: Sunbonnet Sue Quilt Club quilt show, Sequim Middle School, 301 West Hendrickson Road, Sequim WA. Friday & Saturday, 10-5, Sunday 10-4.

July 28: 11th Annual Seattle Mariners Stitch 'n Pitch Night, 7:10 p.m., Safeco Field. Buy your tickets at Pacific Fabrics, through the Mariners website, or at selected local yarn stores and you will receive a giveaway at the game when you present your ticket.

August 1: Hold the date, because you don't want to miss this one! Testicle Festival, noon, downtown Conconully WA. Join the fun of our cowpie-eating contest, cake walk, udder toss for the children and horsehoe tournament for all ages. Accompanying our delicious great country and city balls, we also serve coleslaw, cornbread, baked beans, and a large cow-chip cookie. I'm speechless...may have to make the trip to check this out.

August 15-16: Conconully Outdoor Quilt and Craft Show, Main Street, Conconully WA 98819. I have no idea where this town is located. I just looked it up and it's northwest of Omak. Main Street/Silver Street/Lottie Street, 9 a.m. to 4 p.m. Info: Janet Warner, 509-826-2241, www.conconully.com

Quilt Show: Challenge Project – Kay Thomas, Chair

The challenge project for this year's quilt show is to create a stocking for any Holiday or special occasion EXCEPT Christmas. Let's be trend setters. We're Crazy Quilters, now let's prove the crazy.

Imagine a stocking for:

- Valentine's Day: imagine the goodies that could go in there.
 - Easter: more goodies and a bunny, too.
 - Mother's and/or Father's Day: appliances won't fit.
 - 4th of July: don't hang this one near the chimney.
 - Halloween: wouldn't it be fun to pass out candy from a Halloween stocking?
 - Birthday: specific to a person or a whole family. Would be fun to have a birthday stocking to wake up to.
 - Anniversary: Sweet tradition to start for a new couple.
- ...to name a few.



The intention is that your stocking be used at least once a year according to its purpose. It should not commemorate a special vacation or event, because those would not be celebrated or observed on a regular basis.

ABSOLUTE REQUIREMENTS:

- The size can range anywhere between 8 and 18 inches tall, and the width needs to be proportionate to the height.
- It must be a functional stocking, able to hold items.
- It must have a loop attached for hanging. The loop should not extend above the top of the stocking by more than 2.5 inches.
- It must have a purpose. You will need to include a short paragraph explaining the occasion and reason for your choice that can be displayed at the show.

Business Meeting Minutes – March – Kathy Wyckoff

Our meeting was called to order at 7:30 by President Sharon Meeds.
CQ Minutes were approved as written.



We have the Snowman Blocks on display tonight, all of them adorable. You ladies are so clever, I had a smile on my face the whole time I was looking at the wonderful blocks. Great Job! Maddie Hall won the Snowman blocks--congrats! We are all jealous.

Marianna Garrett brought 9 quilts that will be donated to the Teen Cancer unit. Several of the guild members did these quilt tops and Marianna quilted them and will deliver them to the Cancer unit. Sorry I missed which Hospital they will go to, but I am sure if you talk to Marianna she will tell you. Thank you Marianna for all the work you put in to this

Show and Tell was great as usual...I think show and tell is my favorite. I am always so impressed with what you ladies, and gentlemen are putting together. Keep up the good work, we all enjoy seeing your creations. By the way, where are our gentlemen? Hope you will join us again.

We were able to view and vote on 4 'block in the box' challenges this last meeting...(these were the pieced block in the box) they were really great.

We had a tie for Best Block in the Box Quilt, between Tina McCarter and Marianna Garrett.

Individual blocks : Marianna won two (I apologize for this but I have a note that says "other two quilts- blocks not named".....I know I wrote it down for a reason but I cannot remember why I made reference to that and didn't explain. I need to be better with my notes.

Quilt Show: Marianna is planning a Bed Turning again for our Oct. Quilt Show: She would like heirloom quilts with a story. Marianna will be telling each quilt's story as it is shown. Please contact her if you have a quilt with a story. Paperwork needs to be to Marianna by August.

Linda Hill is working on the Grant paperwork (501-C4). Thank you, Linda, for taking care of this.

May Meeting "Ladies Celebrations" or Mothers Day Pot Luck if you prefer. We had talked about doing a Tea instead of a full Potluck, but upon a **new vote on April 9**, it was decided we will a full pot luck, not a Tea. We encourage you to still plan on a Hat and festive "Ladies Celebrations" garb, if you wish...could make it a fun evening. Char has assigned potluck food items according to the alphabet: However, if you hate making a salad, bring what you want. We have not done this in the past and the variety of food has worked out well. Char would like to try this method, so we will see how this works for us. Sometimes it is easier for people to come up with an idea for a dish if they have a little guidance. If you last name starts with:

A-H / Bring a salad

I-Q / Bring a main dish

R-Z / Bring a dessert

Community Outreach: Tina McCarter has 12 quilts completely done and ready to go. There are also approximately 100 quilt tops that need to be quilted and possibly some saved to go to the Washington State Fair to be tied. Please talk to Tina and arrange to get a top or two to quilt. Tina also has fabric for Walker Bags, and plans to make up kits for members to take. Thank you, Tina, for all your work for Community Outreach.

Kay Thomas has fabric to be used if you are planning on entering the Stocking Challenge for the Quilt Show in October. Please see Kay if you want to use the guild fabric instead of your own.

An Audit will be done next month (April). Peggy Pierce's husband, Diane Kellar, and one more person (I think) will be doing the Audit. Thank you all for doing this for the guild.

2015 Quilt Show meeting: There will not be a meeting in April. May 15 is the next meeting at Billy McHale's restaurant in Federal Way, 6:00 pm

Raffle Quilt for 2015: We need to pay particular attention to the ticket sales, we need to return all money and unsold tickets to keep the books correct. We must keep impeccable records to honor our 501-C4 status. Cheryl Belcher has 1200 tickets to pass out—get yours from Cheryl and sell, sell, sell.

Carol Berge asked about a hard copy Directory: It was voted on a couple of years ago that we would provide a hard copy directory every other year. It is being attended to now. Thank you, Carol, for reminding us of that. [There has always been a hard copy available to anyone who wants one...jill, membership]

Dues are due by the end of May: \$30.00 for an electronic newsletter and \$35 for hard-copy newsletter.

Quilt Show 2015: Boutique – Sharon Meeds, Boutique Co-Chair

Here are a few thoughts for our quilting friends as we draw nearer to our October Quilt Show!

The Boutique will feature both donated and consignment items, which includes handmade or gently used items. (We are not calling anything a Garage Sale.)

Donated Items: We would love to have many wonderful, handmade items donated for our Boutique Sale. Pincushions, cord minders, aprons, and tote bags are some suggestions. Gently used patterns and quilt books are also great. The Guild benefits 100% from the items sold in the “donated” category.

Consigned Items:

- People wishing to have items consigned to the Boutique for their own sales will pay, in advance, \$25.00 to the Crazy Quilters Guild. Think of this as your “booth fee,” the same you would be charged if you were taking part in a Christmas bazaar at a local school or church or event.
- Items consigned by our members will need to have sales tax charged at the Federal Way rate, which is currently 9.5%.
- Consigned items will need to have tax figured into the cost – for instance, you have an item you are willing to sell for \$10.00. That would be \$.95 in sales tax. Please price your item at \$10.50 or \$11.00. Please DO NOT price items at \$11.35. In other words, please use round numbers and a note on your sales tag that says “tax included”.
- Members consigning items will need to have a state-issued Temporary Business License; there is a temporary business license for special events, which has no charge. A “temporary business” is defined as no more than two events per year with each event lasting less than one month. Each certificate is good for only one event. Yes, the individuals need to collect sales tax on their sales. The link is here. http://dor.wa.gov/content/doingbusiness/BusinessTypes/Doingbus_tempreg.aspx
- Consigners of their own goods will be given a number which must be on the sales tag of their item. This is to assure that you get the money due to you. You will be paying your own sales tax from the proceeds of your sales, after accounting is completed by the Quilt Show Treasurer.
- Items that are donated for Guild sales will not have a consignment number, nor any designation other than the cost.

Items that sold well last year:

- Books
- Pin cushions
- Aprons
- Doll/preemie baby clothes
- Yarn (if you’re giving something like this, it needs to be useable to a “new” owne
- Patterns
- Electric cord holders
- Fabric (please bag or have it together somehow)
- Baby stuff

Things that didn’t go so well:

- Potpourri pie thingies
- Garage-sale type stuff
- Tote bags (unless they’re like feed bag ones or crocheted plastic bag ones)



Quilt Show Raffle Baskets – Rebecca Keller

Below is a list of raffle baskets we would like members to volunteer to make (including providing the basket). If there’s a name after the basket theme, that person is doing that basket.

1. Sports
2. Patriotic
3. Cat’s Meow (Charlotte, Diana, Xenia)
4. Doggie Bag (Sharon, Kathy)
5. Applique
6. By the Numbers (basic arithmetic for quilting)
7. Apprenticeship (teaching young quilters)
8. New family additions (baby items)
9. Finishing Touch (trims, borders, stitchery)
10. Everything a Doll Could Want (quilted items for dolls)
11. “Beary” Friendly (bear-themed items)
12. Wildlife
13. Reading (books, magazines, etc.)
14. Fat quarters (Jill Ellis, floral)
15. Christmas (Kay Thomas)
16. Holiday
17. Batik (Kay Thomas)
18. Chocolate
19. Frog
20. Crazy Quilt



Spring has Sprung: Clean Your Studio! – found at <http://www.apqs.com>



Spring is a great time to clean the cobwebs out of your quilting studio!

Start with your fabric collection. It doesn't take long to discover yards of fabric that you no longer like, and wonder what motivated you to buy it in the first place. Take this opportunity to part with some stash and put it to good use. Donate it to your local guild's charity program for Quilts of Valor, Freedom Quilts, Ronald McDonald House, etc.

Go through that gadget pile. Haven't used it in the past two years? Host a "trading post" or white elephant exchange at your next guild meeting. Put a garage-sale price on the gadget and donate it to the guild. Money earned goes to the guild's treasury for quilt education.

Sort through your thread collection. If you haven't stored it in airtight containers away from light, and it's cotton, it may have become brittle. If you inherited it from Grandma, it's probably best to display it in a pretty jar on your shelf instead of struggling to use it. Trade or sell spools that are simply taking up space.

Depart with your unfinished projects. If you're a multi-crafter, decide whether you will ever pick up that unfinished needlework sampler and finish it, or if it's time to part with it now. We often hold on to our "someday" projects because we feel too guilty we never completed them. Shut your eyes, put it in a box or the trash and move on. Something caused you to lose interest in the first place, whether that was desire, time or even dislike. Why spend valuable "today" time on something you weren't motivated to finish way back then?

Give your machine a good "spring cleaning," too. Here are a few things you should check up on:

- Thoroughly dust everything off.
- Deep-clean your hook assembly using air, WD-40 and oil.
- Check the hook for burrs, along with the needle plate hole and the thread guides.
- Check your motor brushes.



Check the alignment of your encoder wheels if you have a stitch regulator. After much contact with other parts, they do wear down over time and you'll notice your stitch regulator may hesitate in a particular direction.

After all of that spring cleaning, take a look at your studio space. If you don't have an APQS longarm, now that you've cleaned it up you may discover the space you've been dreaming of!



Spring Cleaning for Quilts – found at <http://www.apqs.com>

Springtime means throwing open the windows and letting in the wonderful fresh air after months of a stuffy winter. Cool evenings and a gentle breeze through the window are a perfect combination for snuggling under a quilt at bedtime. But that cozy feeling can be stifled by a stale smelling quilt!

A quilt's condition will determine whether you can launder it safely. A well-quilted, recently made quilt from pre-washed fabrics should be machine washable and dryable. Use gentle cycles, a very mild detergent such as Ivory or Woolite, and lukewarm or cool temperatures. Both polyester and cotton battings are washable. Polyester will not shrink, but cotton and other natural fiber products can shrink from 3 -5 percent.

Antique quilts require a little more TLC than a tumble in your front load washer. Fibers weaken when wet, and agitation or pulling can harm your quilt irreparably. Before you launder an antique quilt or any quilt you're unsure about, test the fabrics for colorfastness. Rub the fabric with a dry white cloth or cotton swab. If you have no color transfer, dampen the swab or cloth and repeat the test. All looking good? Not so fast...now repeat the test with a solution of water and the soap or detergent you intend to use. Even if you see no color after this test, it's not a guarantee that the colors will not run or bleed, since agitation can cause dyes to run.

If you encounter bleeding, you'll have to decide if you want to risk laundering the quilt. In this circumstance "airing the quilt" may be a better choice. Lay the quilt outside on top of a stack of flat bed sheets on a mild, but breezy day. Find a shady spot to prevent sun damage. Cover the quilt with several more sheets to prevent debris from getting on it. Air the quilt for several hours, keeping pets and children at a safe distance. If you don't have room outdoors to air your quilt, you can accomplish much the same thing by placing the quilt over a bed and directing several fans on the quilt.