

Executive Board and Committee Chairs

EXECUTIVE BOARD

Co-Presidents	
- Susanna Gantt	253-431-5659
- Sharon Meeds	253-941-0224
Vice President	
- Anna Hudson	253-905-7170
Secretary	
- Kathy Wyckoff	206-824-3307
Treasurer	
- Lisa Martin	206-235-2701
Membership/Newsletter	
- Jill Ellis	253-927-1260

COMMITTEE CHAIRS

Archives	
- Maddie Hall	253-293-9870
Audit	
- Teresa Koe	253-845-1612
Block of the Month	
- Theresa Fancher	425-562-4149
- Gail Woods	253-344-1104
Community Outreach	
- Tina McCarter	253-737-8122
Community Outreach BOM	
- Marianna Garrett	253-347-1345
Email	
- Mici Wiggins	360-519-3442
Hospitality	
- Pam Elliott	253-941-9052
Liaison with Avalon	
- Sharon Meeds	253-941-0224
Public Relations	
- OPEN	
Quilt Show 2015 Chair	
- Linda Hill	253-661-9281
Raffle Quilt (2014)	
- Diane Kellar	253-874-0537
- Connie Mayor	253-921-1027
Retreats	
- Janine Walker	253-941-4958
Storage Unit	
- Janine Walker	253-941-4958
Sunshine	
- Peggy Pierce	253-750-0220
Telephone	
- Margaret Mortenson	253-839-0954
Webmaster	
- Lisa Martin	206-235-2701

President's Piece: Sharon Meeds

Happy New Year!

As we begin another year, I've been thinking about things I've learned and some that I don't care to repeat. So, in a rather random order, here goes...

- I learned if I'm machine embroidering standing lace stuff, NOT to use red Mylar to make stained glass. It ran when I rinsed out the wash-away and my pretty white turned into a lovely pink in lots of places. Not that I don't like pink, but the thing is supposed to be WHITE, darn it!
- I've learned again (maybe it's something I'll just keep learning forever) that when I ask dear hubby to help me resize a block, to just give him the number of what 'was' and the number for what I want without a picture.
- I learned a long time ago not to tell all your secrets. Okay, maybe not secrets, but things you know how to do. For all the years we were Youth Leaders at a church, I never let them know I knew how to run a commercial dish-washing machine. That worked out quite nicely. Recently, however, I neglected to follow this rule and made some comment that I was familiar with MS Publisher. A kinda BIG mistake. Oh, well.
- Lots of people know I quilt. I post them on my Facebook page. But really, when a high-school friend says, "Can you make us a quilt that looks like a Thomas Kincaide picture?" and I say no, just leave it at no. I have learned to put disclaimers in. When I made my nephew's Eagle Scout quilt and somebody commented on how they'd like one, my reply was, "Sure, for \$10,000 you can have one like it, assuming I can still find Boy Scout material," it ended the conversation.

Sometimes it's good to get out of your color range. I now have a little yellow in my stash. In this new year, I urge us all to get outside our own heads and boxes. To stretch out and try new things. To make new quilts and if you end up not liking what you made, give it as a gift to somebody. They will be thrilled with a homemade gift from you.

Oh, and don't tell all your secrets.



Multi-Service Center Donations: Warm gloves, hats, scarves, sweaters, coats. Personal toiletry items such as tampons, toilet tissue, Kleenex, disposal razors, bars of soap, small containers of hand lotion, hair brushes/combs, hair accessories, etc. Connie Mayor is our volunteer who takes donations to the MSC. Thanks, Connie!

This is YOUR newsletter. If you have something you'd like to contribute, please email (jillzquilts@hotmail.com) or mail (P.O. Box 4243, Federal Way 98063) it to me by the 15th of the month. Thanks! jill



Newsletter Contributors

Sharon Meeds	Susanna Gantt
Mici Wiggins	Lisa Martin
Anna Hudson	Kathy Wyckoff
Kay Thomas	Janine Walker
Jan U. Airy	Richard Sherman

2014 Raffle Quilt – Diane Kellar / Connie Mayor



At the meeting this week, we will be drawing the winner of our raffle quilt. Sell more tickets this week! Buy more tickets at the meeting. Sell, sell, sell! Buy, buy, buy! Win, win, win!!

Retreats – Janine Walker

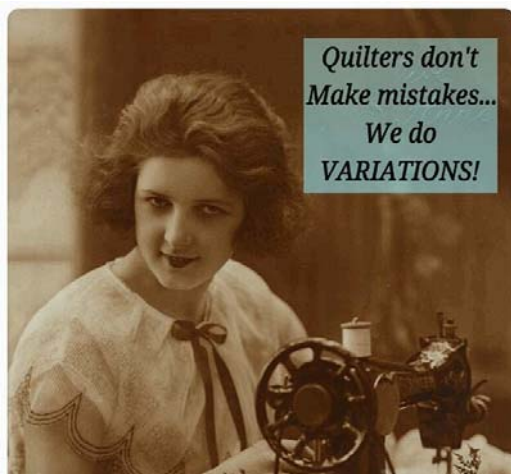
The October and November retreats were nicely attended. January is full at this time, but there may be last-minute cancellations, so if you are interested please contact me to get on the wait list. If you have never attended a retreat, you are welcome to come check us out. We are always having a good time, learning lots from each other, and eating very well. It's amazing what you can pick up from your fellow quilters during 4 days together. The prices at Gwinwood are being restructured and show an increase of about 15%. The cost to you will increase by \$2 per day, to \$25. That's 8%. A one-day visit without an overnight will still be \$15.

The 2015 Quilt Retreat Dates are:

January 23-26
April 24-27

May 11-14
June 26-29

October 16-19
November 9-12



Upcoming Events for Crazy Quilters

We meet at Avalon	
February 12	Program meeting: Patricia Belyea, "Enter the Alluring World of Japanese Yukata Quilts." https://okanarts.com/learn/lectures/
February 26	Business meeting: Committee reports, show & tell, block of the month.
March 12	Auction. Message from Anna: Please have members bring donations for the March Auction to the February meetings. I will only be accepting items that are quilting related, like cotton fabric, flannel, batting, thread, buttons, needles, notion, rulers, cutting boards, rotary cutters and scissors, UFOs, newer published books or patterns,. No magazines. I have the right to refuse things, also all things not sold at the auction will be put in the quilt show store. After that, it will be donated. I also need help with the actual auction. I will get everything set up and have a list of items and their number.
Friday Friends (every Friday)	Join several club members every Friday, 10 a.m. to 4:00 p.m. Milton Community Center, 1000 Laurel Street, Milton 98354 Bring your lunch, work on your unfinished projects or start a new one, and have fun with fellow Crazy Quilters. We generally do not meet the Friday before a major three-day holiday such as July 4, Memorial Day, Labor Day, or if the Community Center is closed.

Members' Sale Table – Jill Ellis

Every business meeting, you have an opportunity to sell your good stuff to good people. You'll go home with money, they'll go home with bargains, the guild gets 10% of what you made, and everyone's happy! If you'd like to sign up to sell your STUFF, please contact me. jillzquilts@hotmail.com or 253-927-1260. January's Member Sales Table will be filled with wonderful items from Eileen Peacher. February belongs to Sharon Meeds.

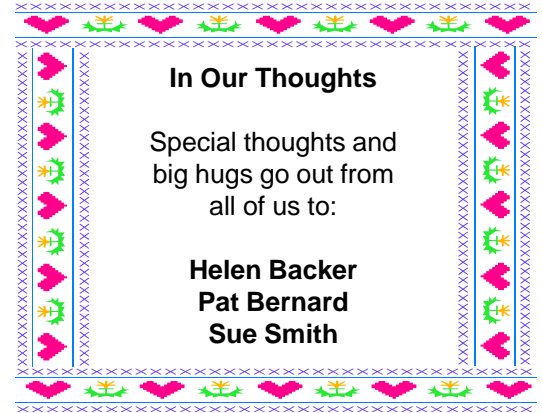


**Bank Balances –
Lisa Martin, Treasurer**

Checking: \$1,666.67
Savings: \$7,503.70

Income: \$ 185.00 - raffle ticket sales
\$ 25.00 - membership dues

Expenses: \$49.00 - postage for newsletters
\$ 4.32 - printing of newsletters



In Our Thoughts

Special thoughts and
big hugs go out from
all of us to:

**Helen Backer
Pat Bernard
Sue Smith**

If you know of someone who needs a sympathy card, a get-well card, or any other kind of card, please let Peggy Pierce know.
peggypierce@mail.com
253-750-0220 home


February Hospitality and Birthdays

Please bring hospitality goodies to guild meetings during the month of your birthday. In addition to bringing treats, you are responsible for helping with room setup and cleanup. Contact Pam Elliott, 253-941-9052, if you have questions or are unable to attend.



February:

Linda Ferguson	3	Camille Foote	12
Sally Gillman	5	Jean Snedden	18
Jan Bruell	9	Luanne Locks	24
Helen Backer	10	Carol Cowan	27
Pat Bernard	11	Jana Folmar	29



Quilters Acronyms – contributed by Janine Walker

BOM = Block of the Month
DSM = Domestic Sewing Machine
FART = Fabric Acquisition Road Trip
FOB = Fear of Binding
FQ = Fat Quarter
HIPS = Hundreds of Ideas Piling Skyward
HST = Half-Square Triangle
LAQ = Long Arm Quilter
LQS = Local Quilt Shop
MAQ = Mid-Arm Quilter
PhD = Projects half Done
PIGS = Projects in Grocery Sacks

SABLE = Stash Accumulation Beyond Life Expectancy
STASH = Special Treasures All Secretly Hidden
TGIF = Thank God It's Finished!
TOT = Tone-on-Tone
UFO = UnFinished Object
WHIMM = Works Hidden In My Mind
WIP = Work In Progress
WISP = Work In Slow Progress
WOF = Width of Fabric
WOMBAT = Waste of Money, Batting, and Time
WOW = White On White



IN LIFE WE ALL COME
WITH BAGGAGE...
MINE'S JUST FULL OF
FABRIC!

Quilt Show Challenge Project – submitted by Kay Thomas

What a difference a few days make. Suddenly our Quilt Show is THIS year.

Isn't it great that the theme for the show this year is, "Imagination"? Anything and everything fits that category.

Don't get comfortable though, your imagination will be stretched in a new direction with the challenge project I've dreamed up this time.

Your mission, should you decide to accept it, will be designing and creating a stocking for any Holiday or special occasion EXCEPT Christmas. Let's be trend setters. We're Crazy Quilters, now let's prove the crazy.

Imagine a stocking for:

- Valentine's Day: imagine the goodies that could go in there.
- Easter: more goodies and a bunny, too.
- Mother's and/or Father's Day: appliances won't fit.
- 4th of July: don't hang this one near the chimney.
- Halloween: wouldn't it be fun to pass out candy from a Halloween stocking?
- Birthday: specific to a person or a whole family. Would be fun to have a birthday stocking to wake up to.
- Anniversary: Sweet tradition to start for a new couple.



...to name a few.

The intention is that your stocking be used at least once a year according to its purpose. It should not commemorate a special vacation or event, because those would not be celebrated or observed on a regular basis.

Perhaps you are an avid gardener and seed collector. Maybe your garden stocking could hold seed packets, new gloves, etc in anticipation of your annual garden.

I'm sure you'll have unique ideas too, just be sure your stocking has a yearly or regular basis use.

ABSOLUTE REQUIREMENTS:

- The size can range anywhere between 8 and 18 inches tall, and the width needs to be proportionate to the height.
- It must be a functional stocking, able to hold items.
- It must have a loop attached for hanging. The loop should not extend above the top of the stocking by more than 2.5 inches.
- It must have a purpose. You will need to include a short paragraph explaining the occasion and reason for your choice that can be displayed at the show.

It may be hard to shift from a Christmas mindset in regards to stockings since we've just finished preparing and recovering from Christmas. Light a candle, relax. Your brilliant idea might surface in a tipped glass of wine.

Please consider participating in this challenge. It's sure to gain attention and interest at our show in October. This will not be a judged competition other than having a daily People's Choice, where votes will be deposited in your stocking.

The challenge is thinking outside the box and creating a stocking for an untraditional purpose and hopefully starting a new tradition.

If you are now thinking, "What a crazy, hair-brained idea this!", I thank you! I'm going to take that as flattery, intended or not. :-D

Kay Thomas

Challenge Chairman and keeper of the loose screws.





Last year, I listed my quilting goals for 2014. Did I accomplish them? Here's a rundown:

1. **Make a quilt for American Hero Quilts.** FAIL! I didn't get this done, though I did win blue & white blocks at a CQ retreat, and red & white blocks at a Covington guild meeting. They are slightly different sizes, but I bet there's a way I can combine them to make a quilt. So that's my new goal for 2015.
2. **Make a quilt for my nephew, Josh, and his lovely bride, Toni.** FAIL! Uh, no, I didn't do this yet, either. I did buy multiple fabrics that I thought would work for their quilt, in their wedding colors of navy blue and gray, neither of which I like. New goal of before their second anniversary, September 1.
3. **Make a quilt for my great-nephew, Dylan.** FAIL! Dylan's favorite color has changed from purple to blue, so I bought some royal-blue fabrics to replace the purple. His favorite sport has changed from baseball to basketball, too, but I'm not buying basketball fabric, not when I have yards of baseball fabric for borders and a back. He'll be 14 in August, and lordy, I bought the fabric right before his 12th birthday. I'm a bad aunt. Sigh.
4. **Finish at least 6 UFOs.** Okay, let me think how many I finished. I finished the 50th birthday quilt for Nancy D, gave it to her for her 55th. Julie F's 60th birthday quilt was given to her on her 61st birthday (causing another friend with us to complain she had to wait 3 years for her 60th bday quilt). Linda F's Secret Pal Sudoku quilt was found (yes, found) and finished. Okay, that's 3 UFOs finished. I made a wall hanging for Debbie C, not quite a UFO, but she'd asked me in 2010 to make something on which to hang pins from an equestrian conference; I had the pins for 4 years, so perhaps this project could be considered a UFO? If so, that's 4 and that's three-quarters of my goal....
5. **Make one HUGS quilt for Covington Quilters (did it) and one Community Outreach quilt for Crazy Quilters (can't remember if I did it).** Half fail or half accomplished—you decide.
6. **Make a dozen pillowcases for charity.** FAIL! I made 2 pillowcases for Maddie when I was her Secret Pal, but they don't count.
7. **Start and finish a quilt from a kit.** I DID THIS ONE!! I finished the smallest kit I had, which was a table runner (actually, I think it's a toilet-tank runner). The measurements are 6.5 x 18.5 inches. Small, but hey, it was a kit!
8. **Make a quilt for me.** FAIL! It's funny, but when I was thinking of my quilt goals for 2014 throughout the year, I never remembered this one. As a lot of us do, I tend to put myself last.
9. **Finish one 9-patch quilt.** FAIL!

I started and completed 9 new projects in 2014. When I was home on medical leave from November 21 through January 4, I planned on working on UFOs. I made 4 new projects—a wall hanging and 3 lap quilts. Oh yeah, I made my mom a full-body apron. I haven't made clothing since 1973, when I got a D in Home Ec Sewing. I was a sweaty, nervous mess cutting the fabric out and sewing it together. Thank goodness for Joanne Lee at Taylor Creek Quilt Shop in Maple Valley—she walked me through the pattern thing and praised me repeatedly as she saw my furrowed brow and flop sweat. It turned out great!

My 2015 goals are to finish up my 2014 goals. Oh, and to finish my Quilter's Neighborhood BOM quilt from The Wild Rose in Orting. Four of us are going to a Bonnie Hunter workshop in Spokane in April and I've started cutting my scraps up to use for the class. My goal there is to have all the fabric cut before the class and to get the top done and quilted in time for our quilt show in October. I want the Neighborhood BOM to be in the quilt show, too. Check back next January to see how I did. I hope none of you are holding your breath. ☺

Places to Go . . . Quilts to See

February 15-16: Kitsap Quilters 27th Annual Quilt Show, Kitsap County Fairgrounds, President's Hall, Bremerton, WA. www.kitsapquilters.com. Contacts: Mary Ann Hooker- kitsapquilternews@gmail.com or Mary Polensky mrpolen@yahoo.com.

February 28-March 3: Sewing & Stitchery Expo, Western Washington Fair Grounds, 110 9th Avenue SW, Puyallup, WA 98371. www.sewexpo.com. Register online for classes.

March 13-15: 33rd Annual Quilters Anonymous Show, "Quilts Under Northwest Skies." Info www.quiltersanonymous.org. Evergreen State Fairgrounds, Monroe, WA

March 22-23: 19th Annual "Airing of the Quilts" Milwaukie Center, 5440 SE Kellogg Creek Road, Milwaukie, Oregon. Info www.milwaukiecenterquiltshow.org

March 27-28: Tri-City Quilter's Guild Annual Show at the Three Rivers Convention Center, Kennewick. "The Story Begins at Home," Guest Artist: Mary Lou Weidman. Info www.tcquilters.com

April 4-6: Clark County Quilt Show, "Red & White - Quilter's Delight," Vancouver Church of Christ, 9019 NE 86th Street, Vancouver, WA. www.clarkcountyquilters.org

April 11-13: "A Festival of Quilts," Portland Expo Center, Exhibit Hall A. 2060 North Marine Drive, Portland, Oregon. Info www.northwestquilters.org

April 17-18: "Our Timeless Treasures, A Decade of Quilting" Quilt Show. Bi-annual quilt show, Eagle Ridge Community Centre, 1089 Langford Parkway, Langford, B.C. 300 quilts, large Merchant Mall, Guild Boutique store, displays, demos. Admission \$6 for both days. Hours Friday 10-7, Saturday 10-5. Info at mailto:dmasson@shaw.ca.

April 24-25: Central Washington Quilt Show, "Quilts Along the Trail," Kittitas Valley Event Center, Ellensburg, Washington www.barnquilts.washington.org

April 24-25: Fronen Steppdeckers Quilt Club Spring Fling Show, Odessa High School Gym. Info www.odessaquiltclub.com, email pandle@odessaoffice.com, phone: Laura Estes 509-982-2908.

April 25-27: The Metropolitan Patchwork Society, "Quilts! Glorious Quilts!" Mittleman Jewish Community Center, 6651 SW Capitol Highway, Portland, OR. Info www.metropatch.com.

