

Executive Board and Committee Chairs

EXECUTIVE BOARD

Co-Presidents	
- Susanna Gantt	253-431-5659
- Sharon Meeds	253-941-0224
Vice President	
- Anna Hudson	253-905-7170
Secretary	
- Kathy Wyckoff	206-824-3307
Treasurer	
- Lisa Martin	206-235-2701
Membership/Newsletter	
- Jill Ellis	253-927-1260

COMMITTEE CHAIRS

Archives	
- Maddie Hall	
Audit	
- Teresa Koe	253-845-1612
Block of the Month	
- Theresa Fancher	425-562-4149
- Gail Woods	253-344-1104
Community Outreach	
- Tina McCarter	253-737-8122
Community Outreach BOM	
- Marianna Garrett	
Email	
- Mici Wiggins	360-519-3442
Hospitality	
- Pam Elliott	253-941-9052
Liaison with Emeritus	
- Pam Elliott	253-941-9052
Public Relations	
- OPEN	
Quilt Show 2015 Chair	
- Blake Lamirande	253-353-4390
Raffle Quilt (2014)	
- Diane Kellar	253-874-0537
- Connie Mayor	253-931-8962
Retreats	
- Janine Walker	253-941-4958
Storage Unit	
- Janine Walker	253-941-4958
Sunshine	
- Peggy Pierce	253-750-0220
Telephone	
- Margaret Mortenson	253-839-0954
Webmaster	
- Lisa Martin	206-235-2701

President's Piece: Sharon Meeds

You know how sometimes little things can really excite you? Or really tick you off? I've had a little of both lately.

We'll start with the ticked off part, because it's quick and easy. I have a neighbor who has a dog. The dog barks incessantly. It was gone for most of the summer (I think it went with the kid to stay at dad's). School started. They are both home. They are not conducive to talking to about their barking dog. Aarrgh!!! Oh, well, life goes on.

The little things were much more fun! I go to a hand-sewing group on the first Thursday of each month. Sometimes there's just two of us, like there was last Thursday. We decided to go on a field trip – so off we went to Tacoma to Trains and Fabrics. If you've never been, it's very interesting – she has a huge inventory for such a small store. But the best find was a fantastic seam ripper. I choose a gorgeous red. Sue got orange. They were a little pricey, but the handle is hand-made and the seam ripper piece is one of the least expensive and most available, so when it wears out, I still have this gorgeous handle and can insert a new ripper!


Then, my husband got a new car so we took a small drive on Saturday to Buckley and went to both of the quilt stores out there – Heavenly Quilts and Fabrics (135 Jefferson) and Front Porch Quilts (832 Main Street). Both within about 3 or 4 blocks of each other, but both carrying different materials. I, of course, got something from each of them.

Say "Quilt Store Road Trip" and I'm ready! I've hit most of them around the area at least once. I didn't like the one in Woodinville nor the one in Silverdale (I think that one closed). I LOVE the one in Port Gamble. Bothell is nice. Checked out the new Burien one. The re-opened one in Gig Harbor was fun. Enjoyed the one in Port Angeles, still have to get to the one in Sequim. Have hit the ones in Coeur d'Alene and some of the Spokane. It's a thing all us quilters do – check out quilt stores. It's one of the little things that can excite us!

Sharon (oh, and the dog is barking still)

**2014 Raffle Quilt –
Diane Kellar / Connie Mayor**

Pick up your tickets from
Diane Kellar.



Newsletter Contributors

Sharon Meeds	Susanna Gantt
Mici Wiggins	Lisa Martin
Anna Hudson	Kathy Wyckoff
Marianna Garrett	Anna Graham

Multi-Service Center Donations: School supplies, personal items such as tampons, toilet tissue, Kleenex, disposal razors, bars of soap, small container of hand lotion; hair brushes/combs, hair accessories, etc. Connie Mayor is our volunteer who takes donations to the MSC. Thanks, Connie!

This is YOUR newsletter. If you have something you'd like to contribute, please email (jillzquilts@hotmail.com) or mail (P.O. Box 4243, Federal Way 98063) it to me by the 15th of the month. Thanks! jill

Jennifer Beach Foundation Quilts – Cheryl Belcher, 253-278-2576

Once again, The Jennifer Beach Foundation Kidz Klub is asking for quilts from our members. These are for abused kids to use in therapy. The quilts are child-specific. The kids will draw on up to 4 white squares, to be incorporated into their quilt. There are also 12 sayings to embroider on white squares. The quilts are a simple checkerboard pattern (think tic-tac-toe), cut 5.5 inches. The center is 6 squares by 6 squares, with a finished 5" border. Name and date will be embroidered in the border. There will be between 4 and 7 kids; I will know for sure by the business meeting this week.

I will need people to piece, embroider sayings and names, quilt, and bind. You can do as much or as little as you can. I will provide the white material for the embroidery, I have some material for the squares and backing, and we can get fabric and batting from the guild's stash. These will need to be finished by the October business meeting, so there's not a lot of time.

The kids, Keith Beach, and I thank-you in advance for your time and effort. If you have questions, or wish to volunteer to help, please call me.



Crazy Quilters' Quilts at The Washington State Fair in Puyallup

Our guild was well represented at the Washington State Fair this year. The following is a list of members who entered, with ribbons listed after their names; some have 2 different ribbons for the same quilt. Congratulations to all—navigating the online entry system is worthy of a ribbon, at the least!

- | | |
|---|--|
| Eileen Peacher: 1 st place; Award of Merit/3 rd place | Dee Lord: Reserve Grand Champion/1 st Place |
| Diana Rawlings: Honorable Mention | Teresa Koe: 3 rd place/Judge's Craftsmanship |
| Susan Smith: People's Choice | Carolyn Jones: Honorable Mention/People's Choice |
| Anna Hudson 2 nd place | Charlotte Rea: 2 nd Place/1 st Place |

In addition, Karen Holm, a former member of Crazy Quilters, won an Honorable Mention on one of her quilts. (There may have been more People's Choice ribbons won by members after I attended on the 2nd Saturday of the 3-weekend run.)

Upcoming Events for Crazy Quilters

September 25	Business Meeting: Committee reports, Show & Tell, Block-in-a-Box exchanges. If your birthday is in September, please help set up the meeting room and help put it back to rights afterward, as well as bring a treat for the goodies table. Thank you.
Future Programs	October 9: RaNae Merrill, ranaemerrillquilts.com, Magnificent Spiral Mandala Quilts (RaNae will be conducting a workshop on October 3 at the Milton Community Center (address below)—see Sally White to sign up.) February 12: Patricia Belyea, "The Alluring World of Japanese Yukata Quilts"
Friday Friends (every Friday)	Join several club members every Friday, 10 a.m. to 4:00 p.m. Milton Community Center, 1000 Laurel Street, Milton 98354 Bring your lunch, work on your unfinished projects or start a new one, and have fun with fellow Crazy Quilters. We generally do not meet the Friday before a major three-day holiday such as July 4, Memorial Day, Labor Day, or if the Community Center is closed.

According to Lisa Martin:

The bylaws are now available for all to see on the website. They can be found at www.quiltersfedway.com.

Community Outreach – Marianna Garrett

Cut ten 3.5 x 3.5-inch medium to dark squares, and sew in a strip, end to end. Easy peasy!



Members' Sale Table – Jill Ellis

Every business meeting, you have an opportunity to sell your good stuff to good people. You'll go home with money, they'll go home with bargains, the guild gets 10% of what you made, and everyone's happy! If you'd like to sign up to sell your STUFF, please contact me. jillquilts@hotmail.com or 253-927-1260.

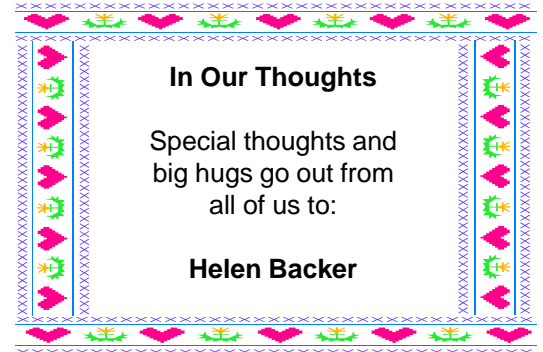
This Thursday, Linda Hill will be at the Members' Sale Table. Come see what goodies she has—bring cash or a checkbook! ☺



**Bank Balances –
Lisa Martin, Treasurer**

Checking Account Balance: \$1771.09
Savings Account Balance: \$7501.68

In the month of August we had:
\$1500 transfer from Savings
\$ 130 income from membership dues
\$ 166 income from raffle ticket sales
\$1,390 spent on storage locker fees
\$ 187 spent towards the raffle quilt
(farmers market entrance fee & new quilt stand)



In Our Thoughts

Special thoughts and
big hugs go out from
all of us to:

Helen Backer

If you know of someone who needs a sympathy card, a get-well card, or any other kind of card, please let Peggy Pierce know.
peggyperce@mail.com
253-750-0220 home

New Guild Members: We had two new members join at the August business meeting. Please introduce yourself and make our new friends feel welcome!



Pam Bledsoe
14424 56th Avenue South
Tukwila 98168
206-246-2128
pamelabledsoe@comcast.net
Birthday: June 6

Lona Jennings
31376 12th Place South
Federal Way 98003
253-946-2653
loneybaloney@msn.com
Birthday: March 8




October Hospitality and Birthdays

Please bring hospitality goodies to guild meetings during the month of your birthday. In addition to bringing treats, you are responsible for helping with room setup and cleanup. Contact Pam Elliott, 253-941-9052, if you have questions or are unable to attend.



Eileen Peacher	1	Margaret Roth	24
Betty Howard	12	Pat Hightower	27
Theresa Fancher	16	Margaret Mortenson	28
Lynn Pato	17	Jill Ellis	30
Anna Hudson	21	Susanna Gantt	30





You know you are a quilter if...

You have more fabric in your home than food.

“FAT QUARTERS” are not used in chicken recipes.

You leave your ironing board up all the time, but you never iron clothes.

YOU PET FABRIC

People are always picking threads off your clothes.

You are able to measure a 1/4” without a ruler.

“Featherweight” has nothing to do with boxing.

UFO’s are not from outer space.

YOUR “STASH” CANNOT BE FLUSHED DOWN A TOILET DURING A POLICE RAID.

Near or Far, There’s a Quilt Show to Attend!

September 26-27: Cabin Fever Quilters quilt show, Jefferson County Fairgrounds, 4907 Landes Street, Port Townsend WA. Demos, Country store, refreshments, merchant mall. Hours 10-5. Information www.cabinfeverquilterswa.com.

September 27: “A Festival of Color,” sponsored by A Quilter’s Garden Quilt Shop, Duvall’s 13th Annual Outdoor Quilt Show. Main Street in Historic Duvall, WA, 10 a.m. to 5 p.m. Quilts, music, demos, entertainment. www.duvallquiltshow.com.

October 3-4: “Quilts for All Seasons,” sponsored by Ladies of the Lake Quilt Guild. Demos, vendors, door prizes, featured quilter, raffle quilt, country store. Held at Youth & Family LINK, 907 Douglas Avenue, Longview WA. Friday 10-5, Saturday 10-4. Admission \$5. Information at ww3w.lolquiltguild.org.

October 3-5: La Conner Quilt Fest, Gaches Mansion (Quilt Museum, 703 South Second Street, La Conner. Fri-Sun 10-5, Admission \$10. La Conner Quilt Fest features award-winning quilts from across the country and around the world. Vendors, new exhibits in the museum, workshops all three days. Art quilts will be hung in participating shops. More info www.laconnerquilts.com.

October 10-11: “Sharing Our Stitches,” Crystal Quilters Annual Quilt Show, new location Enumclaw Expo Center, 45224 284th Avenue SE, Enumclaw WA. Hours 10:00 a.m. to 7 p.m., admission \$5 donation (portion of proceeds benefits local food banks). Bring a nonperishable food donation and receive a fat quarter from Quilter’s Roost. Demos, vendors, country store.

October 11: Gig Harbor Quilt Festival, Chapel Hill Presbyterian Church, 7700 Skansie Avenue, Gig Harbor. Hours 11-3 on Saturday only, admission \$10 (10 bucks for a 4-hour show—they think a lot of themselves, don’t they?)

October 11: Washington Stars Quilt Guild Auction. Quilts for sale, all sizes and styles, made by guild members. Silent auction and live auction. Washington Land Yacht Harbor, 9101 Steilacoom Road SE, Lacey. Starts at noon, auction at 3:15. Free admission. Info www.washingtonstars.net.

October 17-19: “My Heart Belongs to Quilting.” 36th annual show presented by Washington State Quilters, Spokane County Fair & Expo, 404 North Havana Street, Spokane Valley. Fri & Sat 10-6, Sun 10-4. Admission \$8 for all three days. 50+ vendor booths, 500_ quilts, quilt boutique, demos, featured quilter, Hoffman Challenge Traveling Quilt Display.

October 10-26: 2014 Washington Road Trip, a shop hop of southwester Washington. There are 30 quilt shops participating, with prizes and a featured fabric. It’s pretty much the same as the June Shop Hop, but localized to southwestern Washington, and shops will be open their regular business hours—no extended hours—so you’ll have to check each store to see what days they’re open and their hours. You have to visit all 30 shops to be entered for the prizes, which include a 3-day retreat, a sewing machine, a \$250 gift card, and a bunch of quilt-related baskets. For more information, go to www.washingtonroadtrip.com.



How to Make a Quilt Label – compiled by Kris Driessen – found at <http://quiltbug.com/articles/label.htm>

Your quilt is finally finished. You've pressed the last seam, quilted your last stitch and clipped the last thread. Now you can finally relax and enjoy it, right? Only if the label is on it! A label will tell generations to come the story of this quilt: Who, What, When, Where and Why. It will help identify the quilt should it become lost or stolen, and will increase the value of the quilt at appraisal time.

What should you put on your quilt label? Here are some suggestions.

- If you will be entering it in a show, or traveling with it at all, you should put your name, address, and phone number.
- If you want a specific person to inherit this quilt, put their name on as the owner, maybe with a nice inscription or dedication.
- Why was the quilt made? Is there a story behind the colors, blocks chosen or technique used? Was anything special going on in the world at the time this quilt was made that may have influenced you?
- When and where was the quilt made?
- The name of the pattern, or the fact the quilt is an original design.
- The name of the quilter.
- Care instructions.

How do you make a label? A quilt label can be as simple as a signature on the back, or as elaborate as a heavily decorated two-page story. If you only have time for a quick label, just sign and date the back of the quilt with an acid-free quality pen, such as a Pigma or Sakura pen. Or you could embroider, cross stitch, or stamp your name and date on the front of the quilt as part of the design.

You can buy labels already made or make your own. They don't have to be made of muslin, and they don't have to be square! Use a leftover block for the label, or cut out shapes echoing the quilt design and fuse them to the back of the quilt before quilting. How about two heart-shaped labels for a wedding quilt?

To make a fabric label, use muslin adhered to freezer paper to stabilize it when you write on it. Simply iron the shiny side of the freezer paper to the back of the fabric. If you are going to decorate your label, you can trace designs through this fabric or run the fabric through your ink jet printer. If you have finished an old quilt top belonging to a relative, here is a chance to put her photo on the fabric of the label.

If you do use a design from a clip art source, or perhaps created in a graphics program like Electric Quilt, be sure to mirror image the design so it comes out correctly. Do a test first. Of course, you can always use your computer to do the border of the label and hand-write the interior of the label. If you still have a typewriter [a *what??...*ed.], that would work, too! Don't forget to heat-set the design when you are done. Be sure to create a design that allows for a seam allowance.

If you haven't quilted your quilt yet, consider piecing the label into the backing or sew it on to the backing first. That makes it a very secure label, unable to be removed without damaging the quilt. If the quilting is done, but the binding is not completed yet, you can place two sides of the label into the lower right-hand corner of the quilt. That way, you can sew those two sides at the same time as the binding and only have to appliqué the remaining two sides.

If your label is added after the quilting is complete, consider tucking some leftover fabric, or maybe a block, behind the label. Should the quilt ever need repairs in the future, the fabric will be readily available. [*Also, if the quilt needing repair has been washed multiple times and the material has faded, the pieces behind the label will have experienced fading at the same rate and the fabric will match on both...ed.*]

The method you use to label your quilt is up to you. Just don't skip this important step. Preserve your place in history - sign and date your quilts! [*I recently heard a lecture about labeling and the speaker said a vintage/historical quilt with a label is worth 10 times more than a nonlabeled quilt. You might not care, the an ancestor may need the money....ed.*]

Read more at <http://quiltbug.com/articles/label.htm#ixzz3EAgrowL3>



Minutes from August 28 Business Meeting – Kathy Wyckoff, Secretary

Our meeting was called to order at 7:20 by President Sharon Meeds.

Bathroom Code is 98713. NOTE: there are two bathrooms just across the hall from our meeting room.

Xenia brought recycle tubs for our use. Instead of throwing plastic forks/spoons and paper plates in the garbage, we would like you all to participate in recycling. Thank You.

We had three visitors this meeting: Becky Kelly, Lona Jennings and Pam Bledsoe. Lona and Pam joined the guild tonight

27 lap quilts were given to Avalon for their residents. Charles from Avalon was thrilled to be able to give them out. Thank you CQ for those quilts. Note: this depleted our stash of lap quilts, so if you have time, we will start a new pile with your creations.

Show & Tell will be done first from now on at our business meetings. This is so the residents at Avalon who would like to view our work can see them before it gets too late in the evening.


Farewell to Barb McClure, Barb is moving to Arizona next week with her husband and son to start their retirement life in a brand new home just completed. Barb, we will miss you and we thank you for all your hard work, for and with the guild. Thank you for taking care of all the guild fabric for so many years, what a huge commitment to house our stuff in your home. Enjoy your new life in beautiful Arizona, think of us once in a while and be healthy. A farewell cake was presented to Barb and we all enjoyed eating it.

Old Business:

- Community Service Block: Watermelon Block for next month.
- Drawing for Block of the Month: The winner was Kay Thomas (red, white and blue 9 patch)
- Badge Drawing...won by Colleen Linstead
- Minutes approved as written.

New Business:

2015 Raffle Quilt: Four different designs were shown to be voted on, and Design D was Chosen (picture at left). We will be using Thangles to make the half-square triangles to make sure they are all uniform. Note: I don't know the name of the block, sorry I did not make a note of that. Eileen will quilt the 2015 quilt; thank you, Eileen!



Committee Reports:

- Upcoming programs: RaNae Merrell is our program at the October 9 meeting. There will be a workshop at the Milton Community Center on October 3 (the week prior to the program meeting). We are still looking for a member to volunteer to put her up at their house.
- The September meeting is a "Show me How" round robin.
 - Washington State Fair: We have 18 quilts ready to be tied
 - We are having another Ugly Panel Challenge. Kits will be given out at the September 25 Business Meeting and will be due back at the January Business Meeting. See Tina McCarter for more information
 - We will have an Auction in March 2015, so start cleaning out your sewing room. This is a fundraiser for the guild and a great place for you to get rid of some STUFF.
 - Cheryl Belcher is looking for help to make several quilts for kids (4-6 will be needed) for the Jennifer Beach Foundation, which is a foundation that helps children that have been in abusive situations. See Cheryl for additional information.
 - Connie Mayer reported on 2014 Raffle Quilt ticket sales. Our quilt was displayed at the Federal Way Farmers Market twice, several people helped to sell tickets. Fun day, but we need more people selling tickets.
 - Lisa Martin our treasurer reported if you want to be reimbursed for something purchased for the guild, you MUST have a receipt. No receipt, no check! This is the only way we can do business so don't try it without a receipt. Note: Lisa Martin (treasurer) gave me the treasurer report ...and for whatever reason I cannot find it...so this report is without our financials and I apologize for that [see it elsewhere in this newsletter edition...ed.]
 - Charles from Avalon was introduced to us, he is the Activity Director at Avalon. He explained about the facility and answered questions. If you would like a tour of Avalon, please see Charles to schedule that.