

Executive Board and Committee Chairs

EXECUTIVE BOARD

Co-Presidents	
- Susanna Gantt	253-431-5659
- Sharon Meeds	253-941-0224
Vice President	
- Anna Hudson	253-905-7170
Secretary	
- Kathy Wyckoff	206-824-3307
Treasurer	
- Lisa Martin	206-235-2701
Membership/Newsletter	
- Jill Ellis	253-927-1260

COMMITTEE CHAIRS

Archives	
- Maddie Hall	
Audit	
- Teresa Koe	253-845-1612
Block of the Month	
- Theresa Fancher	425-562-4149
- Gail Woods	253-344-1104
Community Outreach	
- Tina McCarter	253-737-8122
Community Outreach BOM	
- Marianna Garrett	
Email	
- Mici Wiggins	360-519-3442
Hospitality	
- Pam Elliott	253-941-9052
Liaison with Emeritus	
- Pam Elliott	253-941-9052
Public Relations	
- OPEN	
Quilt Show 2015 Chair	
- Blake Lamirande	253-353-4390
Raffle Quilt (2014)	
- Diane Kellar	253-874-0537
- Connie Mayor	253-931-8962
Retreats	
- Janine Walker	253-941-4958
Storage Unit	
- Janine Walker	253-941-4958
Sunshine	
- Peggy Pierce	253-750-0220
Telephone	
- Margaret Mortenson	253-839-0954
Webmaster	
- Lisa Martin	206-235-2701

President's Piece: Susanna Gantt

Greetings to my Quilting Sisters!

Our first meeting at Avalon is now history. We survived it and managed to prepare all of our available quilt tops for tying at the Fair! I think our new space will work well for us. I am reminded that one of purposes of our guild is to promote the art of quilting and quilt making, and to provide information for those interested in quilt making and related arts. To that end, we had several residents of Avalon who enjoyed watching what was going on. It gave me a good feeling to sense that we had added something to their lives, and perhaps they will add to ours. Additionally, we had three visitors. They helped us with our project and seemed to enjoy themselves. Hopefully, they will return and become members. For those of you who did not make it on Thursday, I hope you make it on the 28th. We are working out a few small challenges, but I have to say it was very nice to be cool. Yes, air conditioning was used!


On a different subject, my beloved stepmother died last week. She was 92 years old and led a very full and independent life until her last two weeks. I have been going through her things. She was really pretty good at getting rid of things that she didn't need and she lived in a two-bedroom condo. So...not too much stuff, right? OMG, there is lots of stuff. It makes me realize that I need to work harder at going through things and getting rid of them so that someone else doesn't have to. A thought for all of us, perhaps?!

I am thinking that maybe I need to start a fall cleaning project that is focused on giving "stuff" away, and save my spring cleaning for actual cleaning. Ask me in a month how I am doing with that!

Susanna

2014 Raffle Quilt – Diane Kellar / Connie Mayor

Pick up your tickets from Diane Kellar. This is our big fundraiser and we will be selling tickets until January 22, 2015, the night of the drawing.



Multi-Service Center Donations: School supplies.

Always needed: *Can openers (the one that has just the mechanism, not a handle); candles of all sizes; toiletries such as disposal razors, bars of soap, small container of hand lotion; hair brushes/combs, hair accessories, etc.* Connie Mayor is our volunteer who takes donations to the MSC. Thanks, Connie!



Newsletter Contributors

Sharon Meeds	Susanna Gantt
Mici Wiggins	Lisa Martin
Janine Walker	Anna Hudson
Sue Hopper	Kathy Wyckoff
Tina McCarter	

This is YOUR newsletter. If you have something you'd like to contribute, please email (jillzquilts@hotmail.com) or mail (P.O. Box 4243, Federal Way 98063) it to me by the 15th of the month. Thanks! jill

Jennifer Beach Foundation Quilts – Cheryl Belcher, 253-278-2576

Once again, The Jennifer Beach Foundation Kidz Klub is asking for quilts from our members. These are for abused kids to use in therapy. The quilts are child-specific. The kids will draw on up to 4 white squares, to be incorporated into their quilt. There are also 12 sayings to embroider on white squares. The quilts are a simple checkerboard pattern (think tic-tac-toe), cut 5.5 inches. The center is 6 squares by 6 squares, with a finished 5" border. Name and date will be embroidered in the border. There will be between 4 and 7 kids; I will know for sure by the business meeting this week.

I will need people to piece, embroider sayings and names, quilt, and bind. You can do as much or as little as you can. I will provide the white material for the embroidery, I have some material for the squares and backing, and we can get fabric and batting from the guild's stash. These will need to be finished by the October business meeting, so there's not a lot of time.

The kids, Keith Beach, and I thank-you in advance for your time and effort. If you have questions, or wish to volunteer to help, please call me.

Community Outreach – Tina McCarter

We sent 37 quilts to the fire area in Eastern Washington. They were very grateful. We also gave 27 lap quilts to Avalon Care Center, our new meeting place. We will have 17 quilts to tie at The Fair. Thanks to everyone for helping at this month's program meeting.

I will be doing another challenge for more lap quilts in October.

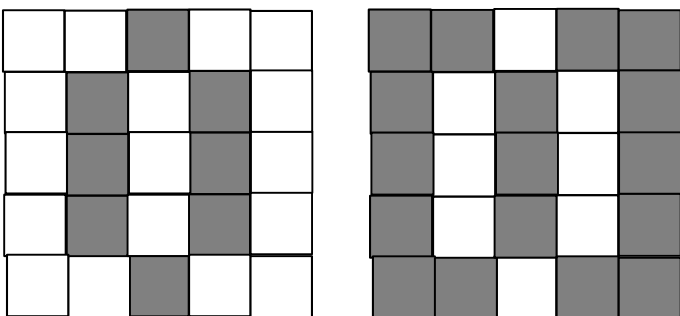
Upcoming Events for Crazy Quilters

September 11	The September program meeting will be show-me how presentations. I am asking 6 people to give a 10-minute presentation 6 times. If you already said that you are willing to do one, email me with what you will be doing. We will be setting up tables and members will take turns going around the room in 10-minute sessions. If you want to teach, I am looking for tips, or tricks, or other techniques like English paper-piecing, etc. Take-homes are encouraged. Anna Hudson, by text or phone call, 253-905-7170, and by email ,annamhudson@yahoo.com
September 25	Business Meeting: Committee reports, Show & Tell, Block-in-a-Box exchanges
Future Programs	October 9: RaNae Merrill, ranaemerrillquilts.com, Magnificent Spiral Mandala Quilts (RaNae will be conducting a workshop on October 3) February 12: Patricia Belyea, "The Alluring World of Japanese Yukata Quilts"
Friday Friends (every Friday)	Join several club members every Friday, 10 a.m. to 4:00 p.m. Milton Community Center, 1000 Laurel Street, Milton 98354 Bring your lunch, work on your unfinished projects or start a new one, and have fun with fellow Crazy Quilters. We generally do not meet the Friday before a major three-day holiday such as July 4, Memorial Day, Labor Day, or if the Community Center is closed.

Community Outreach: Salt of the Air Block – Marianna Garrett – finished size is 10 inches

Please consider making both a dark and light block, using your scraps.

- 2.5-inch light squares, various fabrics: 8 dark squares, 17 light squares
- 2-5-inch dark squares, various fabrics: 8 light squares, 17 dark squares



- INSPIRATION
- WORK
- BINGE EATING
- DISCOURAGED NAPPING
- RANDOM INTERNET SURF



Members' Sale Table – Jill Ellis

Every business meeting, you have an opportunity to sell your good stuff to good people. You'll go home with money, they'll go home with bargains, the guild gets 10% of what you made, and everyone's happy! If you'd like to sign up to sell your STUFF, please contact me. jillzquilts@hotmail.com or 253-927-1260.

We have no one signed up for the any of the business meetings through 2014. Give me a call and make some money! Clear out your stash so you can buy newer, prettier fabrics. ☺

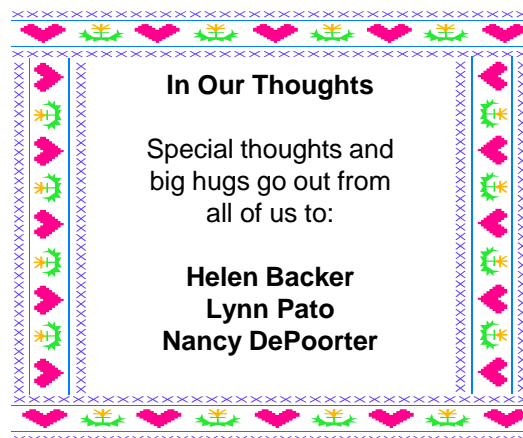


**Bank Balances –
Lisa Martin, Treasurer**

Checking Account Balance: \$1390.01
Savings Account Balance: \$9000.99

In the month of July we had:
\$240.00 - income from membership dues
\$ 15.60 - income from member sales commission
\$120.00 - income from raffle ticket sales

\$2255.00 - Spent for quilt show bldg rental deposit
\$ 205.97 - Spent on raffle quilt costs



In Our Thoughts

Special thoughts and
big hugs go out from
all of us to:

**Helen Backer
Lynn Pato
Nancy DePoorter**

If you know of someone who needs a sympathy card, a get-well card, or any other kind of card, please let Peggy Pierce know.
peggypierce@mail.com
253-750-0220 home


Retreats – Janine Walker

Crazy Quilters sponsors 6 retreats each year at Gwinwood Retreat Center in Lacey. The next Crazy Quilters retreat is October 17 - 20. There are still a few spaces available. It will be 4 days of sewing, shopping, sewing, eating great food, sewing, laughing, sewing, and having great times with like-minded people who are very happy to offer any help needed with your sewing problems. The cost is \$23 per day, quite a bargain. If you want to come spend a day with us, the cost is just \$15, which includes meals. Contact Janine Walker if you are interested.

August/September Hospitality and Birthdays

Please bring hospitality goodies to guild meetings during the month of your birthday. In addition to bringing treats, you are responsible for helping with room setup and cleanup. Contact Pam Elliott, 253-941-9052, if you have questions or are unable to attend.

I forgot the August birthdays—I'm so sorry! I hope your birthday was special!



August		September	
Laura Coy	3	Barb Vander Weil	1
Teresa Koe	3	Colleen Linstead	1
Chris Benedetti	6	Carolyn Worden	2
Martha Lamerson	19	Sue Hopper	3
Blake Lamirande	21	Peggy Knell	5
Cheryl Belcher	27	Sue Smith	5
		Ann Benson	14
		Linda Hill	18
		Pam Elliott	18
		Tina McCarter	18
		Mary Woodriff	22
		Sally White	27

Should You Pre-Wash Your Quilting Fabric? – found at <http://articles.how-to-quilt.com/1005-prewash.php>

To tell you the truth, I had not really thought much about the question prior to a few months ago. Long ago, I took a quilting class, and the teacher told us to arrive at class with our fabric already washed and ready to cut.

When we arrived for the class, she explained that quilters always pre-wash their fabric – for many reasons:

1) To **remove all of the sizing** (chemicals) the manufacturers add to the fabric to make look more attractive, prevent wrinkles, and make it come off the bolt easier in the store. Although it makes the fabric easier for them to handle, sizing makes the fabric a little stiffer and more difficult for quilters to handle; plus it may leave a residue on your needles and thread as you are sewing.

2) **Fabric with a high cotton content will shrink** – even if it says it is pre-shrunk. (We all know about the pre-shrunk jeans that don't fit any more after one washing! Eeek!) Since not all cottons are born 'equal,' they don't shrink 'equal' either. That means that some cotton fabric will shrink 1%, other cotton fabric will shrink 3% or possibly more. The result is that once your quilt is washed, the fabrics will exert their own shrinking personality, and you will have a quilt that has puckers – and some patches will pucker more than others.

3) The **color bleeds out of some fabric**; and may deposit itself into other fabric. Reds, blues, yellows and purples are famous for sharing their beauty with whites, muslins, and tans. Translation – the beautiful, bright white in your quilt may end up with a pink, blue, yellow or lavender haze, if the excess color is not removed from the colored fabric.

4) Many people are **allergic to the dyes and sizing** in new fabrics. It causes all kinds of reactions that most times go "undiagnosed" in fabric shoppers. The symptoms can be anything from itchy/burning/tearing eyes, sneezing all the way to wheezing.

I wasn't surprised when the beginning quilter asked the question in an on-line quilt discussion group about whether to pre-wash the fabric, and I wasn't surprised to see that several quilters answered with all of the above reasons.

I was surprised, however, at the quilter who responded that she never pre-washed her fabrics because she liked the puckered look.

I understand completely liking the puckered look; I love it! It makes a quilt look well-loved and handmade.

And I am always happy when my quilts develop that look, whether it is the first time they are washed or after several years. I would do almost anything to make sure that my quilts (although maybe not my wall-hangings) could have that look of love. I just wish I could figure out a way to get the sizing and excess color out of the fabric without washing it before I sew.

While this may seem like a tame discussion, apparently some quilters have very strong feelings about pre-washing their fabric.

During our Eavesdrop on a Telephone Conversation interviews, often I ask professional quilters whether they pre-wash their fabric or not. One quilter laughed and remarked that she had been witness to some very heated discussions about that very topic.

The points seem to be the same in every discussion. It seems that there is no particular agreement about which is best. Frankly, I think it is the same as many other topics in quilting - it's up to you and your preference.


Here are a few considerations:

If you are making a wall hanging that will not be washed, you might be better off not pre-washing your fabric. It will retain the stiffness and look very crisp as it hangs. In addition, often the stiffer fabric will retain its shape better as you sew it together.

If your quilt will be washed often and you want it to look brand new when you give it to the person, or as you place it on your bed or couch - you'll want to wash the fabric to be sure that the fabric won't shrink; especially shrink at different rates

If this is a baby quilt and will actually be used by a baby, you'll want to wash it and get out all of the chemicals used in the manufacturing of the fabric. You could wash the quilt when it is finished instead (or in addition to pre-washing the fabric).

If you think any of the fabric will bleed, wash it for sure!



Near or Far, There's a Quilt Show to Attend!

August 30-31: 18th Annual Buggy Barn Quilt Show, 28848 Tramm Road North, Reardan, WA. www.buggybarnquilts.com

September 3-7: 19th Annual Leavenworth Intimate Quilt Show, with quilts displayed throughout the town in shop windows. There is also a quilt show in a "new venue," but the website doesn't give the address...fail! For more info (which I couldn't find, but maybe you're smarter than me), go to www.quiltersheaven.com, scroll to the bottom of the page and click on Leavenworth Quilt Show. Or call the quilt shop: 509-548-5311.

September 5-6: "Color My World," presented by West Sound Quilters, Kitsap County Fairgrounds, 1200 Fairgrounds Road, Presidents Hall, Bremerton. Admission \$5 donation. Hours Friday 9:30-6, Saturday 9:30-5. Vendors, demos, café, quilt turning, wearable art, challenge quilts, community quilts, raffle quilt, harpist Bron Journey. Info westsoundquilters.org

September 12-13: Harvest of Quilts, NCW Quilt Guild's 30th Annual Quilt Show, Toyota Town Center, Wenatchee.

September 19-21: Sea Pals Quilters' Annual Quilt Show, Ocean Shores Convention Center, 120 West Chance A LaMer, Ocean Shores. www.seapalsquilters.org.

September 19-21: Walla Walla Valley Annual Quilt Show, Walla Walla Fairgrounds, 360 Orchard Street, Walla Walla. www.wallawallaquiltfestival.org. I hope I never have to type Walla Walla again.

September 26-27: Cabin Fever Quilters quilt show, Jefferson County Fairgrounds, 4907 Landes Street, Port Townsend WA. Demos, Country store, refreshments, merchant mall. Hours 10-5. Information www.cabinfeverquilterswa.com.

September 27: "A Festival of Color," sponsored by A Quilter's Garden Quilt Shop, Duvall's 13th Annual Outdoor Quilt Show. Main Street in Historic Duvall, WA, 10 a.m. to 5 p.m. Quilts, music, demos, entertainment. www.duvallquiltshow.com.

October 3-4: "Quilts for All Seasons," sponsored by Ladies of the Lake Quilt Guild. Demos, vendors, door prizes, featured quilter, raffle quilt, country store. Held at Youth & Family LINK, 907 Douglas Avenue, Longview WA. Friday 10-5, Saturday 10-4. Admission \$5.00 Information at ww3w.lolquiltguild.org.

October 10-11: "Sharing Our Stitches," Crystal Quilters Annual Quilt Show, new location Enumclaw Expo Center, 45224 284th Avenue SE, Enumclaw WA. Hours 10:00 a.m. to 7 p.m., admission \$5 donation (portion of proceeds benefits local food banks). Bring a nonperishable food donation and receive a fat quarter from Quilter's Roost. Demos, vendors, country store.

October 10-26: 2014 Washington Road Trip, a shop hop of southwester Washington. There are 30 quilt shops participating, with prizes and a featured fabric. It's pretty much the same as the June Shop Hop, but localized to southwestern Washington, and shops will be open their regular business hours—no extended hours—so you'll have to check each store to see what days they're open and their hours. You have to visit all 30 shops to be entered for the prizes, which include a 3-day retreat, a sewing machine, a \$250 gift card, and a bunch of quilt-related baskets. For more information, go to www.washingtonroadtrip.com.



Retreats – Janine Walker, 253-941-4958

Crazy Quilters sponsors 6 retreats per year at Gwinwood Retreat Center in Lacey. The next retreat is October 17-20; there are still a few spaces available. Four days of sewing, shopping, sewing, eating great food, sewing, laughing, sewing, and having great times with like-minded people who are very happy to offer any help needed with your sewing problems. The cost is \$23 per day, quite a bargain. If you want to come spend a day with us, the cost is just \$15, which includes meals. Contact me if you are interested.

New Guild Members: We had three new members join at the July business meeting. Please introduce yourself and make our new friends feel welcome!



Debbie Guthrie
2617 SW 327th Street
Federal Way 98023
253-315-4667
Deborah_guthrie@comcast.net
Birthday: November 1

Mary Bobbitt
3622 SW 339th Place
Federal Way 98023
253-952-2179
maryh0812@comcast.net
Birthday: January 8

Tracey Messana
33525 33rd Place SW
Federal Way 98023
253-431-5959
traceymessana@yahoo.com
Birthday: November 15

Montana Bound – Contributed by Kathy Wyckoff, A Happy Traveler

My sister, Claudia, and I went to Montana for a quilting week with good intentions to get lots done. We were invited by her long-time friends from Oregon who had moved to Montana some 30 years ago. Claudia and I have been wanting to go to see them since they finished her new sewing (craft) room a couple of years ago.

Her friends live close to Missoula on a beautiful ranch and have horses grazing in green pastures. I don't know much about horses, except that I think they are magnificent creatures and beautiful to look at. It was so fantastic to look out the kitchen window and see a group of mamas and babies slowly moving around that green pasture, with a backdrop of huge mountains that are part of the Rockies.

We arrived in Missoula just about lunch time after a very quick flight from SeaTac. We were in the air only an hour and 25 minutes. What a pleasure to have flown instead of driving for 10 hours, though I am sure we would have loved that trip, too. Lunch at a cute little Asian restaurant, then off for a little shopping, which of course is always fun. I was anxious to see the ranch and that huge sewing room I had heard so much about, so off we went. Our drive took us through some beautiful countryside; we had fantastic weather and lots of sunshine, a little too hot for me, but then, 80 is too hot for me.

As we go off the main road heading for the ranch I spotted the horses...OMG! What a sight. Just grazing in the pasture with babies at their side. Those babies are so cute! The mares and babies in one pasture and the boys in another.

In the house we put our bags in our rooms, and by then I am itching to see her sewing room. It probably took another 15 minutes or so before we headed for the dream room and it did not disappoint. Behind leaded cut-glass double doors was nirvana. As the door opened I swear I could hear the Quilt Angels sing. Her room is a fantastic array of controlled chaos. As I scanned her room, I was in awe of all I saw. She loves to collect and her collections were all there. We saw pink flamingos, a fantastic display of buttons all done in huge jars separated by color, a pin cushion collection (several of which were made by Claudia), funny little creatures all dressed up, special artwork from friends, and knickknacks everywhere. Cups with pencils, pens, seam rippers, sewing toys, and rulers were at each of the four stations set up for work spaces. She had two of her machines set up for sewing and two areas set up for whatever else she might be doing: sketching, designing a quilt, or crafting. Every color in the rainbow was in that room...fun, bright color everywhere. There was no place for your eyes to rest...so many things to enjoy. It wasn't until our second day that I discovered her fabulous button collection. As I scanned her room, I saw that she really is an organized person. Fabric was separated by type or color, all neatly stored in plastic tubs. These tubs were everywhere, in cupboards, on cupboards, on tables, under tables, stacked on the floor in every corner, on racks on the tables...you get the idea, YES...just like your room and exactly like my room, only my room is much smaller and with more mess.

Two evenings we were treated to a quilt show of her quilts and the stories that went with them. She has somewhere close to 70 quilts in her collection. Some are tops and will never be finished, but most are finished quilts. As you walk through the house, you see quilts on beds, walls, and stacked neatly in cupboards. She collects antique quilts, as well as unusual and fun quilts. She loves to imagine the story behind these quilts and wonders what or why the quilter did what she did. She also enjoys embellishing jackets for special occasions or just for fun.

Our host is an unconventional quilter, and she loves to mix and match fabrics. She might use denim with cotton, cotton blend with wool or home-dec, and what she creates is fabulous. She will take a pattern and redesign it to make it her own. She is not hung up on "all quilts must be made of 100% cotton". She also likes to bargain hunt, she might find old drapes, clothing or anything else that can be cut up for quilt fabric. She loves the process of creating and it shows in her work. She will most often quilt her own projects and her thought process in what she is going to do is determined by what the quilt top says to her.

During one of our outings we met Ellie Malloch, a good friend and fabulous quilter. You can read about her in the December 2013- January 2014 issue of Quilting Arts magazine. We had a wonderful lunch and visit. There are truly some exceptional quilters in Montana. We were also invited to another friend's new sewing/quilting studio, a separate building from her house with a nice kitchen, work area, storage and a bathroom...you would never have to leave that wonderful space...yahoo!

Claudia and I were spoiled rotten and we loved it. A day trip to Glacier National Park...WOW! WOW! and WOW! If you haven't been, you must go. Trips to a Mission and an Amish Store. What a hoot that was... Amish fabric and wonderful homemade foods. We ate at wonderful restaurants and enjoyed drives in the mountain and along beautiful rivers and lakes. Sunday morning we had brunch at a lodge on the banks of the Flathead River. What a trip!

Not much sewing took place but we didn't mind, we were having such a wonderful time seeing the country side and enjoying our hosts.

Minutes from July 24 Business Meeting – Kathy Wyckoff, Secretary

Our meeting was called to order at 7:03 pm at the Emeritus Center, our last meeting at this facility.

We had three visitors tonight. Welcome to all.

Minutes from last business meeting were accepted as written

Old Business:

We have a venue for the 2015 Quilt show. It is scheduled for October 22-25, 2015 (the 22nd will be setup). A deposit has already been made. Our Chairperson is Blake Lamirande.

New Business:

We have a 2015/16 raffle Quilt committee, Cheryl Belcher, Gladys Johnson, and Mary Morris will be handling this project. Thank you, ladies, for stepping up to the plate. I know you will come up with a beautiful quilt.

Tickets and postcard photos of the 2014 raffle quilt are here and ready to be picked up from Diane Kellar. Sell, Sell, Sell—this is our major fundraiser for the guild. Picture postcards are ready, too.

By-law Changes:

- Membership: A visitor is welcome to attend two meetings to check us out. After that, we ask that you become a member.
- Secretary: Minutes will be posted in the newsletter, not read at the business meeting.
- Treasurer: The treasurer will make financial reports and make sure the 501(C)3 status is good.
- Elections: Nominations for officers will be in January and February, and election will be at the March business meeting.
- Retreats: A whole section (article) was added. Retreat are for Crazy Quilters members in good standing (paid up in dues). Visitors may attend one retreat in a our membership year (May 1 through April 30). If a visitor wishes to attend another retreat, they will pay \$10 more per day than the cost to members. Committee Chair will pay \$35 for the whole retreat.

Xenia McGowan spoke about our new meeting place at Avalon Care Facility, 135 South 336th Street, Federal Way 98003. The dining room (our meeting space) needs to be put back the way we found it at the end of our meetings. The Hospitality crew each month (you're Hospitality the month of your birthday) will be asked to stay and clean up and get the room looking good. Of course, all members will be expected to tidy up their tables, clean debris from under and around the tables, and to put back your own chair. We at Crazy Quilters need to be respectful of their space and be good citizens and clean up. Maps to Avalon were passed out. President Sharon Meeds explained about the parking and where to find it, where to go to gather before the meeting, and where the dining room is. **NOTE:** We will gather in the foyer no earlier than 6:45 and will all go to the dining room together. Our meetings will now start at 7:15, as some of the residence may still be eating until 7:00. Do not wander the halls, we do not have permission to go anywhere except the dining room. The bathrooms are very close to the dining room, between the foyer and the dining room. There are no stairs to contend with at Avalon. Eileen Peacher thanked Blake Lamirande, as do we all, for all of his work in finding us this wonderful new meeting space.

Committee Reports:

- Programs: Vice President Anna Hudson reports that our August program meeting will be getting quilts ready for The Washington State Fair in Puyallup. Bring your sewing machines, notions, irons and boards, cutting mats and rotary cutters. We will be making binding for the quilts we will tie at The Fair.
- Treasurer: Lisa Martin reported the checking account balance \$3535.24 and the savings account is \$9000.00
- 2014 Raffle Quilt: Connie Mayor needs help at the Federal Way Farmers Market on August 9, where we will be selling raffle tickets for our quilt. There were several volunteers.
- Retreats: The next retreat is in October. See Janine Walker [or this newsletter] for more information.
- Membership: Dues are past due. If you have not paid your dues by the August business meeting, you will lose membership privileges. We gained 3 new members tonight...welcome and we are glad you joined us.
- Block of the Month: Theresa Fancher showed a sample of the Disappearing 9 patch. Kits are \$1.50 each
- Kay Thomas asked if Crazy Quilters could donate quilts to the fire victims in Washington. Though we had previously voted to keep our quilt donations in King County, a vote was taken and it was decided to send as many quilts as we have ready to the victims of the fires in Eastern Washington. Sharon said her husband was going to the affected area the following week (he's an insurance agent) and suggested we send the quilts with him. A motion was made and passed unanimously.

Meeting was adjourned....SEE YOU ALL AT "AVALON."