

Executive Board and Committee Chairs

EXECUTIVE BOARD

| | |
|-----------------------|--------------|
| Co-Presidents | |
| - Susanna Gantt | 253-431-5659 |
| - Sharon Meeds | 253-941-0224 |
| Co-Vice Presidents | |
| - Anna Hudson | 253-905-7170 |
| - Camille Foote | 206-212-6968 |
| Secretary | |
| - Kathy Wyckoff | 206-824-3307 |
| Treasurer | |
| - Lisa Martin | 206-235-2701 |
| Membership/Newsletter | |
| - Jill Ellis | 253-927-1260 |

COMMITTEE CHAIRS

| | |
|------------------------|--------------|
| Archives | |
| - OPEN | |
| Audit | |
| - Teresa Koe | 253-845-1612 |
| Block of the Month | |
| - Theresa Fancher | 425-562-4149 |
| - Gail Woods | 253-344-1104 |
| Community Outreach | |
| - Tina McCarter | 253-737-8122 |
| Community Outreach BOM | |
| - Marianna Garrett | |
| Email | |
| - Mici Wiggins | 360-519-3442 |
| Hospitality | |
| - Pam Elliott | 253-941-9052 |
| Liaison with Emeritus | |
| - Pam Elliott | 253-941-9052 |
| Public Relations | |
| - OPEN | |
| Quilt Show 2015 Chair | |
| - OPEN | |
| Raffle Quilt (2014) | |
| - Diane Kellar | 253-874-0537 |
| - Connie Mayor | 253-931-8962 |
| Retreats | |
| - Janine Walker | 253-941-4958 |
| Storage Unit | |
| - Janine Walker | 253-941-4958 |
| Sunshine | |
| - Peggy Pierce | 253-750-0220 |
| Telephone | |
| - Margaret Mortenson | 253-839-0954 |
| Webmaster | |
| - Lisa Martin | 206-235-2701 |

President's Piece

Introducing President Susanna Gantt:

Greetings to my quilting sisters!

I guess it is my turn to introduce myself as your co-president! Like Sharon, I am also retired. My last job was 18 years with Boeing. My husband, Dave, and I have an older home (money pit) in the south end of Federal Way. We have four acres, which means he has all kinds of excuses to buy "manly," big, expensive equipment in order to maintain the property. This is good because, it provides great cover for the small, but expensive, equipment that I need to maintain my quilting habit! Our sons (four of them) and grandchildren (10 of them) live in the Midwest, so we focus our grand-parenting activities on our multiple animals, big and small, canine and feline.

I started sewing in junior high when Home Ec was a required course. I made my first dress and a matching boy's shirt for a spring dance in 1958! I didn't start quilting until 1986 and once started, I stopped garment sewing all together. I am currently still in my "basket" quilt period. I still love Civil War reproductions and, of course, NEUTRALS. All of my quilts are scrappy. This could change at any moment and I am okay with that.

Sharon and I are excited about sharing the president responsibility and pleased that we have such a great group of sister officers.

P.S.: Sharon and I went to our storage unit last week. It was a first for me and I was amazed at how much fabric we have. There has been a great deal of sorting and organizing done in the unit and much more to be done so that we can really understand what we have. We would like to spend some time at our next business meeting to discussing ways to best utilized our fabric and our space.

See you Thursday the 26th.

Multi-Service Center Donations: With summer upon the MSC families, we will be helping with kid-friendly foods for the summer (especially when there are no school meals). Mac and cheese, tuna in packets, peanut butter, crackers (with peanut butter, cheese, or regular crackers), fruit cups, juice boxes, granola bars, animal crackers, soups (especially those with pop-top lids).

Always needed: **Can openers** (the one that has just the mechanism, not a handle); candles of all sizes; toiletries such as disposal razors, bars of soap, small container of hand lotion; hair brushes/combs, hair accessories, etc. Connie Mayor is our volunteer who takes donations to the MSC. Thanks, Connie!

Newsletter Contributors

| | |
|------------------|---------------|
| Sharon Meeds | Susanna Gantt |
| Mici Wiggins | Diane Kellar |
| Lisa Martin | Janine Walker |
| Marianna Garrett | Connie Mayor |
| Kathy Wyckoff | Sally Forth |

This is **YOUR** newsletter. If you have something you'd like to contribute, please email (jillzquilts@hotmail.com) or mail (P.O. Box 4243, Federal Way 98063) it to me by the 15th of the month. Thanks! jill



May Business Meeting Minutes – Kathy Wyckoff, Secretary

Our meeting was called to order at 7:00 p.m. Previous minutes were approved as corrected.

Financial Report: Checking balance is \$6721.44. Savings is \$4204.02 We have transferred our money from Woodstone to BECU for convenience and because we get a better interest rate at BECU

Announcements:

* There is a need for Walker Bags for Emeritus (not for the Milton Community Center). If anyone wants to make some, they will be much appreciated, possibly get a group together to do that or work on them on your own.

* Maggie Ball requested that we NOT buy her books from Amazon, if you want her books please visit her website for information on them. Amazon has published some books that have errors and Maggie has contacted a copyright lawyer.

* 2015 Raffle Quilt is done, tickets will be printed in time for the June business meeting, postcards with photo of quilt are being made now, Connie has offered to take the quilt around to sell tickets (she will need help with that..please step up and help). Larry Undlin quilted this quilt, and it is beautiful, cost to the club was \$350.00. Thank you, Larry, for a fabulous job...now we know what you can do. Great Job!

*THIS IS IMPORTANT...or you will starve! It has been noted that during June and July there is a lack of snacks (goodies) because there are only 9 members with birthdays in those 2 months. (Note; it was either last year or the year before that one or two of the meetings had NO Snacks or maybe one....not good!) . It has been suggested that since the birthday people from November and December only bring goodies once during their birthday month (holiday schedule) maybe they could bring snacks in June and July once or twice to fill in the void. So if your birthday is in November or December, please bring snacks twice during June and July. Many thanks.

* We are donating Lap Quilts to Children's Hospital Teen Cancer Ward, this is new (Janine made the motion, Pam Elliott 2nd and it was passed). We also donate to PICC (Pediatric Interim Care Center), Treehouse, Fusion and I have a note that quilts are to be donated to King County Charities. It has been suggested that we Vote Yearly with our new officers as to where we will give quilts for that year. If someone asks for a quilt, they should contact Tina McCarter for a donation.

*An Executive Board Meeting is set for Thurs June 12 at Denny's on 320th in Federal Way. This meeting will be attended by the new officers etc. A report of this meeting will be presented at the next CQ Business Meeting.

* Chick Greenough would like to know if there is anyone in the guild who would like to repair two antique quilts...contact her for more information. chickwik@nventure.com 253-942-4642.

*Barb Lobdell has a quilt frame she want to get rid of...please contact her, 253-529-1460.

* No prize was given this month for the Badge drawing, though Jill pulled three names. Be sure to wear your badge at the Business Meeting...you could win a prize.

OLD Business:

*We need a new chairman for the Quilt Show for 2015. Sue Hopper and Jill Ellis are unable to do it. Please consider taking this on...it is time to think about reserving a venue and organizing this event. If it is going to happen it needs to start now.

* Maddie will continue with the Archive Committee. Thank you, Maddie.

*Theresa Fancher reports that this month's Community Service block is a variation of Jacobs Ladder. Yellow scrappy. Cost is \$1.00, she notes that cost may go up in the future.

*Janine Walker reports that there are a couple of slots open for the June retreat...if you want to come...

NEW Business:

*Pam and Teresa presented Thank You gifts to last years officers.

*Marianna Garrett: Block of the Month: there will be two blocks each month and the pattern will appear in the Newsletter. Marianna will have samples to show each month.

*New Meeting Space, report given by Blake Lamirande: He has researched several (20 or so) places with varied results. One of which is Avalon on 1st and 336th. They are very excited to have us meet there. Parking is abundant, No cost to us, we would meet in the Dining Room or possibly one other meeting room, they will accommodate us for meeting times etc. Blake would like to set a time to visit Avalon to make sure it fits our needs. Many Thanks to you, Blake, for taking this on, I know it was time consuming and the guild appreciated your work. Blake has agreed to check into the FW Senior Center; however, there will be a cost to us.

*Possible site for the 2015 Quilt Show- Twin Lakes Golf Center, though parking is very limited there. Need more discussion when we find a new Chairperson for the quilt show.

NOTE: If you have specific questions you would like Blake to ask when he is talking with these venues, write them down for him (don't just walk up to him and talk...if he has a note it will be easier for him to remember what questions you have).

Secretary Note: We saw some beautiful quilts and sewing projects at the Business Meeting.....WOW! what a talented group we belong to. Thanks to all who shared.

Members' Sale Table – Jill Ellis

Every business meeting, you have an opportunity to sell your good stuff to good people. You'll go home with money, they'll go home with bargains, the guild gets 10% of what you made, and everyone's happy! If you'd like to sign up to sell your STUFF, please contact me. jillzquilts@hotmail.com or 253-927-1260.


June: Barb McClure will be bringing three antique quilts
 July: Lisa Martin will be bringing fabric

Upcoming Events for Crazy Quilters

| | |
|-------------------------------|--|
| July 10 | Program Meeting: Picnic at Steel Lake Park, 2410 South 312 th Street, Federal Way. We have the covered picnic area starting at 4:30, and will be eating at 6:30. There is playground equipment, a lake with a dock (no lifeguard), and lots of space to play Frisbee, etc. Bring your family and a potluck dish to share. |
| July 24 | Business Meeting: Committee reports, Show & Tell, Block-in-a-Box exchanges |
| Future Programs | October 9: RaNae Merrill, ranaemerrillquilts.com , Magnificent Spiral Mandala Quilts (RaNae will be conducting a workshop on October 3, Simply Amazing Spirals) February 12: Patricia Belyea, "The Alluring World of Japanese Yukata Quilts" |
| Friday Friends (every Friday) | Join several club members every Friday, 10 a.m. to 4:00 p.m. Milton Community Center, 1000 Laurel Street, Milton 98354 Bring your lunch, work on your unfinished projects or start a new one, and have fun with fellow Crazy Quilters. We generally do not meet the Friday before a major three-day holiday such as July 4, Memorial Day, Labor Day, or if the Community Center is closed. |

2014 Raffle Quilt – Diane Kellar / Connie Mayor

The raffle quilt is done. Lisa Martin will be taking photos for the postcards. Jill Ellis will make the tickets and they will be available at the June business meeting. Diane will be in charge of the tickets and Connie will be in charge of finding places to display out quilt and sell raffle tickets.



July Hospitality and Birthdays

Since only two of the July birthday ladies come to meetings, how about those with November & December birthdays bring hospitality treats, too, since there's only one meeting in both of those months. ☺ Thank you!

Please bring hospitality goodies to guild meetings during the month of your birthday. In addition to bringing treats, you are responsible for helping with room setup and cleanup. Contact Pam Elliott, 253-941-9052, if you have questions or are unable to attend.



| | |
|-------------------|----|
| Kristi Warren | 3 |
| Zora Buckenberger | 5 |
| Jo Ann Undlin | 15 |
| Pam Pollinger | 21 |



Six Quick Things to Make Your Quilting Easier – Contributed by Mici Wiggins – found at www.quiltblockofthefmonthclub.com

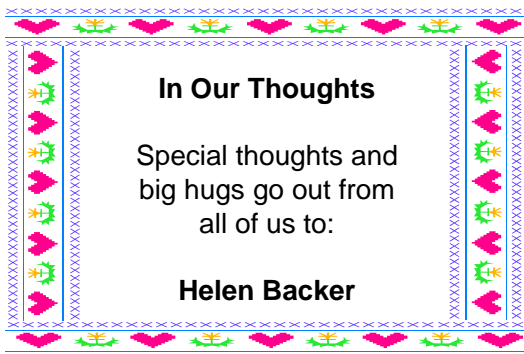
At www.QuiltBlockOfTheMonthclub.com we've had some great quick pointers from quilters that they find makes their quilting that much easier and more accurate, and we thought you might be able to use some of them too.

Firstly, as we like to say, "She who has the most wins!" The most important tool for quilting is your fabric collection. Build a good stash and then you'll always be able to find that special piece you need to complete a project.

Our Top 6:

1. Just iron your fusible web around the edges of your larger appliqué shapes, and you can then cut away the centre portion to get rid of excess bulk and stiffness, which will make appliquéing easier, and your finished quilt softer.
2. Make your quilt rod / hanging sleeve from a patchwork of all the fabric used in your quilt. Then, if you need to repair anything on the quilt top later, you will have a selection of the right fabrics to use.
3. Choose the quilting design that will look the best on your quilt without worrying too much about how long it will take, (or how much it may cost to have it done professionally). After all the work you have put in to sewing the top, don't let it become a source of regret if you short-change yourself on the actual quilting and it never looks as good as it could have.
4. Use plain water only when washing out water soluble marker pens from your fabric, and hand wash well, as detergents and ironing may set the ink permanently.
5. When measuring a quilt for borders, take several measurements lengthwise and crosswise - especially going through the quilt centre. You will need to square up your quilt at this point so your borders will sit properly when they are joined.
6. Many quilters have discovered that rubber gloves work very well for helping grip the quilt when machine quilting. Either rubber dishwashing gloves, or gardening gloves with rubber dots on the palm work equally well.

And finally, as we love to do - Have several patterns put aside to do, and make sure you have enough fabric and threads to get started. Then, when you've finished one project, you have several more to choose from to get your next one under way! Visit us at the Club (www.QuiltblockoftheMonthClub.com) to start collecting your next quilting projects - we've got some fabulous ones to share with you!



If you know of someone who needs a sympathy card, a get-well card, or any other kind of card, please let Peggy Pierce know.
peggypierce@mail.com
253-750-0220 home

Near or Far, There's a Quilt Show to Attend!

June 21-28: Sacred Threads Biennial Exhibition, Epiphany Parish, 1805 38th Avenue, Seattle. Features quilts exploring joy, inspiration, spirituality, healing, grief, and peace/brotherhood. www.sacredthreadsquilts.com

June 26-28: 2014 Sandy Quilt Show, Old Sandy High School, 17100 Bluff Road, Sandy Oregon. Raffle quilt, vendors' mall, hourly door prizes. Hours 10-5 Thursday & Friday, 10-4 Saturday. Admission \$5, seniors \$4, youth \$3, children under 5 free, seniors 100+ free (that's what it says!). Proceeds benefit Sandy Historical Society, Inc. www.sandyhistory.com.



June 27-28: "Fabric Magic," presented by Moses Lake Piecemakers, Moses Lake High School, 80-3 Sharon Avenue East, Moses Lake. Hours 9-5, free parking. Info mezzi.bennett@gmail.com

July 10-13: Oregon Summer Quilt Expo, "A Celebration of Quilt, Knit, and Stitch Artistry." www.oregonsummerquiltexpo.com

July 18-20: Sunbonnet Sue Quilt Club Annual Show, Sequim Middle School Gym, 301 West Hendrickson, Sequim. Admission \$5 donation. Coincides with Sequim Lavender Festival & Faire. Info www.sunbonnetsuequiltclub.org/annquiltshow

August 1-2: Clatskanie Quilt Show, American Legion Hall, 930 NE Fifth Street, Clatskanie, Oregon. Hours 10-4, admission is donations of food items for local food bank.

August 1-3: "A Secret Garden," presented by Covington Quilt Guild. Cedar Heights Middle School, 19640 SE 272nd Street, Covington. Hours 10-5 Friday and Saturday, 10-4 Sunday. Judged quilts, vendors, I Spy game for kids under 12, fat-quarter basket raffles, bed turning, demos, bazaar, raffle quilts, Tea Room, hourly door prizes, Featherweight sewing demo. Admission \$5 donation; kids under 12 free. Info covingtonquilters.org.

August 8-10: First annual Lazy Daze of Summer Shop Hop. Join us for great deals and lots of fun! Hope on over to all five shops, fill up your TravelPass to be entered into a raffle. We have thousands of dollars worth of prizes to give away, plus free quilt squares give out at each shop location. Participants are Back Porch Quilts & Designs (Snohomish), Bear Paw Quilts (Lake Stevens), JJ Handworks (Lynnwood), Quilters Coop (Stanwood), Quilters Roost, Everett. Hours Friday & Saturday 9 a.m. to 8 p.m., Sunday 10 a.m. to 4 p.m. Information at www.lazydaze.com.

August 14-16: Columbia River Gorge Quilters' Guild quilt show, Hood River Middle School, 1602 May Street, Hood River OR. Admission \$6; get \$1 off coupon on the website. Hours 10-5, Thursday-Saturday. Featuring a Quilter's Market: a treasure trove of quilted items, fabrics, books, magazines, tools and more, new and gently used items. Information www.gorgequiltersguild.org

August 30-31: 18th Annual Buggy Barn Quilt Show, 28848 Tramm Road North, Reardan, WA. www.buggybarnquilts.com

**Bank Balances –
Lisa Martin, Treasurer**

Received:

- \$1,230.00 - Membership dues
- \$ 20.00 - Member table commission
- \$1,037.00 - Retreat income

Paid out:

- \$ 517.10 - June speaker
- \$ 375.00 - Raffle Quilt quilting & backing fabric
- \$1,241.50 - Retreat fee & supplies

Ending Checkbook Balance - \$3,051.21
Ending Savings Balance - \$9,000.30



Five Quilt Supplies You Didn't Think You'd Need – found at <http://24blocks.com>

You've already grabbed the fabric, thread, and scissors – but what about those helpful quilting supplies that aren't so obvious? Once you've got the basics, consider getting these items – many of which you might not have considered. The nice thing about some of these items is that you probably already have them at home – just didn't think they'd come in handy when making a quilt! Read below to see what comes in handy when quilting.

Tweezers

You might have a pair of these in the medicine cabinet, but grab a second pair to keep with your quilting supplies. As DreamWeaver's Quilts explains, tweezers can be really handy when you need to hold short thread tails or thread machine needles. If there is thread or lint stuck somewhere that you can't reach, tweezers can save the day.

Gloves

Especially if you're doing machine quilting, gloves could be very helpful. They are designed to help you get a better grip on the quilt top, and special machine quilting gloves are typically sold at craft stores so they are easy to find. They are very lightweight and soft, and -- as The Free Motion Quilting Project explains -- your hands and wrists won't be tightly gripping the quilt so much and will likely be able to quilt for longer (or just won't be as achy).

Fabric Glue Stick

Pile O' Fabric offers this helpful hint in its massive list of quilting supplies, suggesting that the glue stick is great for quick fixes when something just won't stay in place. Some use glue sticks when basting quilts, using appliqués, or precision piecing – just make sure to put the glue in the seam allowance, as suggested by Craftsy, if you're worried the glue will get on your needle.

Gypsy Gripper

This is a special tool designed to keep rulers in place while you're trying to measure and cut fabric. There are two suction cups on either side that keep everything from moving, plus a handle that is quite comfortable. You probably regularly use a rotary cutter, so this tool is a great asset when trying to keep the fabric from moving. [Click here](#) to see it online.

Freezer Paper and Sandpaper

Not just for the kitchen or garage anymore, both of these papers can be helpful when quilting. Sandpaper is a great tool for keeping fabric in place while you're tracing an appliqué, while freezer paper is great for tracing.

They might not be obvious quilting tools, but supplies like these can be very helpful when crafting a project. And, they prove that thinking creatively can lead to some ingenious solutions for quilting problems

DUES ARE DUE:

**Please give your dues of \$30 to Jill Ellis, Membership. If you need to mail a check, the address is:
Crazy Quilters,
P.O. Box 3002
Federal Way 98063**

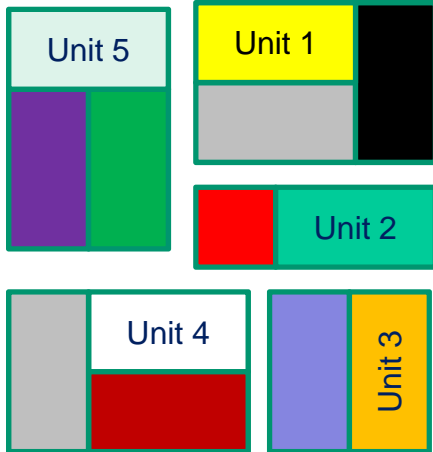


When it comes to over-buying at the factory outlet, resistance is futile.

I thought this might look familiar to those who had full cars last week during Shop Hop. ☺

Community Outreach Block - Marianna Garrett


Scrappy Chimney block – 10 inches finished



What you need:

- 1 2.5-inch RED square
- 12 2.5 x 4.5-inch assorted rectangles

Sew red square to one rectangle.
Sew rectangles in groups as shown.
Sew Unit 1 to Unit 2.
Sew Unit 5 to 1-2.
Sew Unit 3 to Unit 4.
Sew the 5-1-2 unit to the 3-4 unit.



New Shop: Town Square Fabric and Yarn – Review by Sue Hopper

As I was leaving the Thursday Farmer's Market in Burien, I caught sight of something out of the corner of my eye. A new fabric store! I circled the block & went to check it out. Town Square Fabric and Yarn, 445 SW 152nd St #100, Burien, WA, has been open for 2-1/2 months. The front of the store is devoted to fabric, the rear to yarn. The fabric selection isn't large, but I liked almost everything they carried. There was a really cute pink fabric with travel trailers on it that I pondered (but resisted). I did buy some bright fabric for a boy's quilt that I'm way overdue on. When I was in, all yellow fabric was 15% off, so I bought a couple of yards of yellow. I had a nice visit with the owner, Cynthia Novito-Mason. She said they are getting in more fabric and are just starting to offer some classes; the classroom is available for use when no classes are scheduled. The class schedule is on their website, www.townsquarefabric.com. It's definitely a shop worth checking out.

They are open Monday/Tuesday/Wednesday/Friday, 10:00 a.m. to 6 p.m.; Thursdays, 10:00 a.m. to 8 p.m.; Saturdays, 10:00 a.m. to 5 p.m. They are closed on Sundays. The shop is also a drop-off for Oso quilts and knitted blankets. It's definitely worth checking it out.

New Members – Please introduce yourself to our new members and make them feel welcome!

Chris Benedetti
424 SW 297th Street
Federal Way, 98023
]phone 253-956-0209 home
541-264-3310 cell
Birthday: August 6
Email: chris424@msn.com

Mary Ann Morris
1517 South 245th Street
Des Moines, 98198
Birthday: September 15
Email: majmorris@msn.com



Retreats – Janine Walker

Retreat Dates

2014: October 17-20, November 10-13

2015: January 23-26, April 24-27, May 11-14, June 26-29, October 16-19, November 9-12

**Crazy Quilters of Federal Way
Budget Proposal for 2014/2015 Fiscal Year**

| Income | Previous Year Actual | Proposed Budget |
|---|-------------------------|----------------------|
| Quilt Show | \$ 7,715.25 | 0.00 |
| Retreats | \$ 9,330.00 | \$ 8,000.00 |
| Membership | \$ 2,276.50 | \$ 3,000.00 |
| Raffle Quilt 2013 | \$ 2,136.07 | 0.00 |
| Raffle Quilt 2014 | \$ 492.00 | \$ 1,800.00 |
| Auction | \$ - | \$ 1,000.00 |
| Miscellaneous | \$ 300.00 | 0.00 |
| Member Meeting Sales | \$ 86.60 | 100.00 |
| Interest | \$ - | 10.00 |
| Transfer from Savings | \$ 2,500.00 | 0.00 |
| Contributions (pass through to MSC) | \$ - | 0.00 |
| TOTAL | \$ 24,836.42 | \$ 13,910.00 |
| | | |
| Expenses | Previous Year Actual | Proposed Budget |
| Quilt Show | \$ 7,133.66 | \$ 2,000.00 |
| Retreats | \$ 8,005.43 | \$ 8,000.00 |
| Programs | \$ 1,810.85 | \$ 3,000.00 |
| Raffle Quilt 2013 | \$ 25.00 | 0.00 |
| Raffle Quilt 2014 | \$ - | \$ 400.00 |
| Storage | \$ 1,668.00 | \$ 1,700.00 |
| Insurance | \$ 511.00 | \$ 550.00 |
| Community Service | \$ 22.96 | \$ 150.00 |
| Prizes | \$ 41.69 | \$ 200.00 |
| PO Box | \$ 124.00 | \$ 124.00 |
| Postage | \$ 95.00 | \$ 100.00 |
| Website | \$ 122.87 | \$ 150.00 |
| Membership | \$ - | \$ 150.00 |
| Hospitality | \$ 81.71 | \$ 100.00 |
| Publicity | \$ - | 0.00 |
| Miscellaneous | \$ 477.37 | 0.00 |
| Donations | \$ 20.00 | \$ 20.00 |
| Contributions (pass through to MSC) | \$ - | \$ 150.00 |
| Service Gifts (Presidents, Chair gifts) | \$ 160.70 | \$ 200.00 |
| Directory | \$ - | \$ 100.00 |
| Taxes | \$ 139.72 | \$ 140.00 |
| Sunshine Committee | \$ 22.99 | \$ 50.00 |
| TOTAL | \$ 20,462.95 | \$ 17,284.00 |
| | | |
| Net Income (Loss) | \$ 4,373.47 | \$ (3,184.00) |