

Threads . . .

Crazy Quilters of Federal Way

March 26, 2009

Executive Board and Committee Chairs

EXECUTIVE BOARD

President	
- Linda Hill	253-661-9281
Vice President	
- Janine Walker	253-941-4958
- Eileen Peacher	253-840-8639
Secretary	
- Kathy Wyckoff	206-824-3307
Treasurer	
- Sonya Parisi	206-697-1946
Membership/Newsletter	
- Jill Ellis	253-927-1260

COMMITTEE CHAIRS

Audit	
- Teresa Koe	253-845-1612
Block of the Month	
- Diane Kellar	253-874-0537
Community Outreach	
- Barb McClure	206-244-4333
- Carol Berge	253-859-8913
Directory/Email	
- Mici Wiggins	425-237-1126
Giggles	
- Cole Deggs	206-444-1313
Hospitality	
- Martha Lamerson	253-815-9077
Liaison with Evergreen Lodge	
- Barbara McClure	206-244-4333
Librarian	
- Susanna Gantt	253-431-5659
Parliamentarian	
- Nita Leiser	253-472-5667
Public Relations	
- Agnes Rischard	253-833-8302
Retreats	
- Janine Walker	253-941-4958
- Laura Coy	206-824-6087
- Kathy Wyckoff	206-824-4307
Scrapbook	
- Nobody and her sister.	See Linda Hill
Storage Unit	
- Janine Walker	253-941-4958
Sunshine	
- Elena Stewart	253-838-6570
Telephone	
- Pam Elliott	253-941-9052

President's Pieces

Lines from Linda

March has been an unusual month: Snow several days – three times in one day – but no slush or dirty residue hanging around (my kind of snow); daylight savings time – once again getting up in the dark hours of the morning; four days of retreat – got a lot done; attending quilt show in Monroe – saw several guild members there. And now we get to look forward to April with Easter, spring flowers, baby birds, and more quilt shows and hopefully a trip through the tulips on the way to Anacortes to do their quilt walk – always a wonderful day with my darling hubby.

Thank you to those who came to retreat on Saturday on work on this year's raffle quilt. You made a lot of progress while you were there. Then several retreaters took over and by Monday morning the raffle quilt top was finished. The quilt is beautiful and ticket sales will be a breeze for, "Keep On Movin'". Jean [Snedden], thank you for taking the initiative and heading up this committee. You have done a great job.

Believe it or not, I have run out of words for now. I am sure that more will come as soon as I send this off to Jill, but for now, let me close by wishing all of you a wonderful month ahead filled with lots of stitching while you take time to appreciate nature and all it has to offer.

Stitching and stretching as always, Linda

UFO Count: 61 The UFO contest ends May 28. Your UFO must have been started (actual project construction, not just a gathering of go-together fabrics) prior to June 1, 2007.

This is YOUR newsletter. If you have something you'd like to contribute, please email me (jillie1030@hotmail.com) or send it to me (P.O. Box 4243, Federal Way 98063) by the THIRD Thursday of the month. Thanks! jill

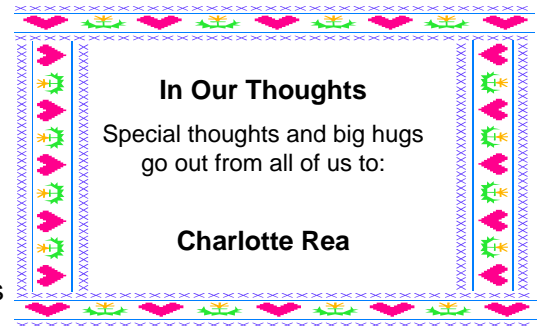


Newsletter Contributors

Linda Hill	Barb McClure
Mici Wiggins	Carol Berge
Eileen Peacher	Teresa Koe
Marianna Garrett	

2009 Auction – June 11

The Auction will be at the June program meeting. In order to streamline the process and eliminate the HUGE job of one person being in charge of storing the donated items and getting them to the meeting on Auction night, this year we'll be doing something different. On the night of the auction, please bring your items in a see-through bag, marking on the front what is in the bag (e.g., 2 yards fabric, assorted knitting needles, etc.). Other guilds have tried this and it seems to work. Being the Auction Committee Chair is a very big job, and most people don't have room to store all of the donated items for the months leading up to the auction. So start gathering all those patterns you never made, books you haven't read, fabric you wonder why you bought, and bring it to the Crazy Quilters Auction on June 11.




Upcoming Events for Crazy Quilters

April 9 (Program Meeting)	Beverly Dunivent of Olympia is a quiltmaker, quilt historian, lecturer, quilting teacher and quilt appraiser certified by the AQS, as well as a curator of quilt exhibits. She will be discussing creativity with us.
April 23 (Business Meeting)	Bring your Skills Samplers blocks pinned to a sheet or, even better, sewn into a top, for Show & Tell.
Third Monday of each month	Community Outreach Sew Day, 10-4:00, Barb McClure's house, 18631 48th Place South, SeaTac 98188. Barb's phone is 206-244-4333. Bring a sack lunch; a microwave is available if you want to warm anything up. Directions to Workshop: From the south end, Take I-5, exit 152 (188th Street & Orillia Road), left on 188th, right on Military Road, left on 186th, and left on 48th Place South. More parking is now available, as some neighbors have offered their driveways.

April Hospitality and Birthdays

Please bring hospitality goodies to guild meetings during the month of your birthday. In addition to bringing treats, you are responsible for helping with room setup and cleanup. Contact Martha Lamerson, 253-815-0077, if you have questions or are unable to attend.



Happy Birthday!

Nan Naubert	3	Kathy Wyckoff	25
Doreen Garrod	8	Agnes Rischard	26
Arline Dailly	14	Angie Eichholtz	26
Monica Cannon	14		




2008-09 CQ Retreat Schedule

Those who didn't attend the previous retreat may sign up first. Questions? Contact Janine Walker.

2009
June 26-29
October 23-26
November 9-12

Retreats are \$30 a night. Just a reminder: if you'd like to attend a retreat, but find it to be a financial burden, the guild may be able to sponsor you. Please contact Janine Walker.



Donations to Multi-Service Center in Federal Way

The Multi-Service Center of Federal Way has been the recipient of donations at Christmas from Crazy Quilters—toys, food, money, as well as quilts throughout the year. They are in need of donations year-round, so we are asking for your help.

At each month's meetings, there will be a designated donation "category." For **April**, it's games, puzzles, books, toiletries (small sample bottles would be most helpful), housewares, socks, new and clean toys. In addition to the monthly category, please bring baby food, as the Food Bank always is in need of baby food.

Guild Officers for 2009

The following people have said they will be officers in the 2009/10 year:

President: Linda Hill
Vice Presidents: Dee Lord, Helen Backer, Peggy Burgess
Treasurer: Sonja Parisi
Secretary: Kathy Wyckoff

If you would like to volunteer to be a committee chair, please raise your hand and volunteer at the business meeting (March 26).

Top 10 reasons why sewing quilts is better than sewing clothes:

10. Beds hold still when you measure them; people don't.
9. Beds come in standard sizes; people don't.
8. No fittings.
7. No zippers.
6. No buttonholes.
5. No threading elastic.
4. No hemming.
3. No bizarrely shaped scraps.
2. No alternations: quilts always fit!
1. No freakin' tissue-paper patterns.



Fat-Quarter Exchange at Business Meetings – Marianna Garrett

Here is a list of what we'll exchange throughout the rest of 2009:

March	Stripes or green	Aug	Anything or anything
April	Flowers or pink	Sept	Leaves or yellow to oranges
May	Birds or pastels	Oct	Halloween or darks
June	Batiks or brights	Nov	Anything with a face or gold
July	Stars or blues	Dec	Christmas or red or green



(This is a FAT quarter.)

The February winner of 17 purple fat quarters was Peggy Pierce, who, coincidentally, just happened to be wearing a lovely purple jacket!

Your name will be in the drawing for each fat quarter you bring, so the more you bring, the more chances you have of winning. Reminder: A fat quarter is 18x22 inches. Also, we may end up with two people bringing a fat quarter of the same fabric, but if you're bringing more than one, please make them different, so we get a variety of fabrics.

Which Sewing Machine Needle Should I Buy? – found on eBay Reviews & Guides

Today's market carries many types of home sewing machine needles. You will find regular sewing needles, embroidery needles, metallic needles, titanium needles and more. Some of these needles have multiple features and all have multiple sizes (9-20). It is no wonder we get confused. This guide is written to give you a better understanding about what you should be buying.

Type of Point

The first decision you must make is between a sharp point and a ball point (BP) needle. Ball point needles have a rounded tip and are used to push between the fibers when sewing instead of making a hole or a break in the actual fiber. This is why they are used for knits or tightly woven materials. Imagine a run in a stocking; that is what can happen on knit material when using a SHARP needle point. A sharp point needle is what it says, sharp on the end, perfect for woven material.

Type of Needle

Next you will need to look at the type of the actual needle. *Organ* needles come in a variety of types, not all of which are discussed in this article. The basic, a **15x1 HAx1** is the standard home sewing machine needle. It is perfect for most home sewing, quilting, and embroidery machines. It is available in a variety of sizes and it the place to start with most projects. You should try it before going on to a more expensive needle.

Next is the **15x1 ST**. This is referred to as the embroidery needle because it comes with a larger eye. This reduces the stress on the thread while embroidering or doing decorative work. It will also accommodate your larger threads, like a metallic or a heavy top stitching thread. If you are getting a lot of thread breakage, then step up to this needle. This needle is also great if you are just having trouble seeing to thread the needle.

The **HLx5** needle is a heavy duty needle produced by *Organ*. If you are bending a lot of needles, then upgrade to this one. It is actually an industrial sized needle, made to go through multiple layers. It is great for heavy embroidery, or sewing on denim, jeans, or even quilting.

Type of Coating

Needles come in either a **chrome** finish or a titanium finish. *Organ's* **titanium** finished needles are labeled **PD** for *Perfect Durability*. These needles have a special coat using the latest ceramic technology. This titanium-nitride is layered on the surface to extend their life by as much as 5 times the chrome plated needles. They are stronger than other needles while maintaining elasticity, thus reducing thread breakage. They are more wear-resistant also. Not all needles types and sizes are offered with the titanium coating. **Titanium** needles are more costly than **chrome** plated needles and may not fit all budgets.

Needle Sizing


There are many guides out there for choosing the correct needle sizes. In fact, many of our sewing machine manuals come with a basic needle guide. The rule of thumb is to use the smallest size needle that you can so as not to leave a hole in your fabric. For very lightweight materials, use the smallest size you can get. Heavy denim may take a size 14 or 16. This is an area not set in stone, but more of something you will get a feel for the more that you sew. You will KNOW when you need to go up a size (or down). Trust your instincts.

How Often Should I Change the Needle

Some will tell you to change your needle with every project, some will say every 8 hours. Here again you need to trust your instincts. If that needle has been in there since you bought your machine, chances are that it is WAY overdue. But if you just did a small project on a new needle, it will probably be good for a few more. Changing your needle not only depends upon time, but how you were using it and on what material. Doing heavy embroidery will dull a needle and your machine will tell you ("I wonder why this design is looping all of a sudden"). Another key sign is thread breaking during embroidery (when it wasn't before). This may also be a sign of too small of a needle." If you're unsure, change the needle, especially if doing embroidery. Use the old ones for hanging pictures (they leave very tiny holes in the walls and are pretty strong, a trick taught to me by my favorite Bernina shop).

Places to Go . . . Quilts to See!

How about a road trip? Near or far, there's a trip for you.



Through May 17, Quiltscapes, Northwest Museum of Arts & Culture (MAC), 2316 West First Avenue, Spokane. Highlights from the MASC quilt collection. Info 509-456-3931, www.northwestmuseum.org.

Through May 31, American Quilt Classics, 1800-1980: The Bressler Collection. Bellevue Museum of Art, 510 Bellevue Way NE, Bellevue 98004, phone 425-519-0770. Hours Mon-Thur 11-5, Fri 11-8, Sat & Sun 12-5. Admission \$9 adults, \$7 students and seniors (62+). First Friday of each month is free admission.

March 26-28, "A Festival of Quilts," 35th annual quilt show, sponsored by Northwest Quilters, Inc. Multnomah University, 8435 NE Glisan, Portland OR. Hours 10-6, free parking. Info 503-222-1991 or www.northwestquilters.org.

April 1-30, Anacortes Quilt Walk, sponsored by Fidalgo Island Quilters. Over 45 merchants will display quilted items. Maps available at the Anacortes Visitors Center. Info www.fidalgoislandquilters.com.

April 3-5, "Rainfest 2009," presented by Piecemakers Quilt Club, Forks High School Auxiliary Gym (on Spartan Avenue across from bank of America), Forks WA (home of "Twilight" ... that's what the flyer says!). Hours Friday noon to 6, Saturday 10 to 6, Sunday noon to 4. Quilt classes and lecture by renowned quilting instructor Sue Bouchard, executive assistant to Eleanor Burns at Quilt in Day. More info: www.piecemakersquiltclub.org.

April 18, "Everything Old is New Again," presented by Metropolitan Patchwork Society, Jewish Mittleman Center, 6651 SW Capitol Highway, Portland OR. Saturday 10-5, admission \$6, \$1 discount with nonperishable food item. Info www.metropatch.com.

May 2, "Starry Nights Quilt Show," presented by Peace by Piece Quilt Guild, Ritzville WA. Ritzville Grade School Gym, 601 South Chelan, Ritzville. Hours 9-5, admission \$2.00 Info, Ami at Wild Flowers Quilt Shop, 509-659-4450.

May 30-31, "New Beginnings," sponsored by Evergreen Piecemakers, at the Kent Commons, 525 Fourth Avenue North, Kent. Hours Saturday 9-7, Sunday 10-4, admission \$5 donation. Merchant Mall, dessert café, gift gallery, Fat Quarter Tower raffle, raffle quilt, small quilts for sale. Info Lou Sawyer, 253-931-0544, or www.evergreenpiecemakers.com.

June 24-28, Western Washington Shop Hop, Hours Wed-Sat 9 a.m. to 7 p.m., Sun 10-5. Grand Prizes include 2-night/3-day quilt retreat at Wild Rose Quilt Shop in Orting, and Pfaff Quilt Expression sewing machine donated by Longview Sewing & Kitchen.

July 24-26, "Summer Breeze," sponsored by Covington Quilt Guild, Cedar Heights Middle School, 19640 SE 272nd, Covington. Hours Fri & Sat, 10-5, Sun 10-4. Raffle quilt, tea room, bazaar, bed turning, door prizes, "I Spy" game for kids. More info forthcoming.


August 1-2, "Vintage Charm," Pomeroy Living History Farm's 14th Annual Quilt Festival, 20902 NE Lucia Falls Road, Yacolt WA. Saturday 10-5, Sunday 1-5; admission \$5 adults, children \$4. Info 360-686-3537, www.pomeroyfarm.org.

August 20-22, Ricky Tims' Super Quilt Seminars, The Ultimate Learning Experience for Quilters, featuring Alex Anderson and Libby Lehman. Sponsored by Bernina. Lynnwood Convention Center, Lynnwood WA. Seminar fee is \$219 for a single registration, 2-9 people is \$194 each, 10 or more is \$179 each. Evening presentation \$15, for nonseminar registrants only; tickets will be sold as long as space is available. **"The Music in My Quilts" Concert:** Ricky pieces together his talents as a pianist, composer, arranger, quilter, inspirational storyteller, and comedian to present an unforgettable, multi-media performance. The concert is enlightening for quilters and nonquilters alike, so invite your friends and family. Tickets are available at the door or in advance. Seating is limited. **Celebrity Quilts: A Retrospective:** An exhibition of more than 450 quilts will be on display during the seminar. These quilts offer insights in the growth of each of the presents. On display will be several award-winning masterpieces.

The RTQS Store: A store will be set up at the seminar in order to provide registrants the opportunity to purchase items such as hand-dyed fabrics, seminar-related DVDs, books, patterns, and music CDs. The store will also carry specialty items featured in some of Ricky's innovative quilting techniques. For more information, send an email to rtqs@rickytims.com.

October Community Outreach Block of the Month – Carol Berge

Carrie Nation – 12.5-inch unfinished block



Cutting Guide:

A Light beige print
A = 3.5 x 14 inches
B = 2 x 16 inches

C Medium Green Print
3x5 x 14 inches

D Dark Blue Tonal
2 x 16 inches

Sew A to C, cut into four 3.5x3.5 squares
Sew B to D, cut into eight 2x2-inch units
Sew units together as shown.

Please choose 3 coordinating colors from your stash when you create this block. We need our members assistance in making blocks to help support the quilts we are able to provide to the community as the need arises.

We will also accept quilt tops of any size. We need the guild's help. Thanks to everyone who has provided blocks or quilts in the past or future.

Community Outreach – Barb McClure

Thanks very much for donations received at Quilt Guild Meetings from members, February 12 to March 12:

Dee Lord - 2 tops / lap

Pat Larson – Quilt top (25 community service blocks)

Pam Elliott – 2 lap quilts bound and finished

Martha Lamerson – 3 baby quilts and 1 crocheted baby blanket

Teresa Koe – 20 pillowcases

Fran Hubner – 1 top / lap

Barb McClure – 5 diagnosis dolls

Peggy Pierce 11 pillowcases

Nancy DePoorter – 10 pillowcases

Community Services sounded a “distress call” to all of our Crazy Quilters to please volunteer to machine quilt the quilts we have set aside to be donated to organizations requesting them for their auctions and raffles. Our “cupboard was bare” and we had to turn down 2 churches that were having auctions this month. We thank the following members who answered the call!

Eileen Peacher – 1 queen quilt

Kay Thomas – 1 queen quilt

Sally Gillman – 3 queen quilts

Community Sew Day at Barb McClure's on March 16 welcomed members Nancy DePoorter, Pat Larson, Carol Berge and Colleen Linstead.

Volunteers from Crazy Quilters will demonstrate how to TIE a quilt at the Puyallup Fair in September. We need 12 quilts ready to be tied by the end of July. The following needs to be completed for each quilt before the “quilt package” is ready for the Tie Demo at the Fair:

- Measure quilt top (twin, double or Queen/King)
- Cut Batting and Back 6” larger than top
- Cut Binding strips, piece together and press in half
- Use a sandwich bag for binding to travel with quilt (Tag bag with quilt number)
- Make tag to Pin on quilt with quilt number and leave attached
- Tape a label with quilt number and size on outside of plastic bag

As of March 16, we now have 5 quilts ready to be tied at the Fair. We need 7 more. Once a quilt package is completed, it is inventoried and held in one area until the time to be delivered to the fairgrounds. We still need more quilt tops completed. Sizes that are needed are twin, double or Queen/King. Tops are generally made from “Block-of-the Month” kits completed by members. Other quilt tops donated by our members are greatly appreciated.

Community Services meets once a month – we have 4 meetings left to complete these 12 quilt packages.

Reminder: Our newsletter and guild are only as good as our guild members' contributions to them!

Published by Crazy Quilters of Federal Way 11 times per year.
Send material by email or call:
Jill Ellis

THREADS

The four-fold purpose of Crazy Quilters is to:

- ~ Promote the art of quilting and quilt making by workshops, lectures, and exhibitions offered to members and the general public;
- ~ Preserve the heritage of quilt making and quilt appreciation;
- ~ Provide an information base for those interested in quilt making and related arts, and encourage excellence in those areas; and
- ~ Provide a source of inspiration and fellowship for quilt enthusiasts.



Threads
Crazy Quilters of Federal Way
P.O. Box 3002
Federal Way, WA 98063